

CONTENTS

GENERAL SPEC.

ENGINE

Cylinder	B2 ~ B4
Crankshaft · Piston	B5 ~ B6
Water Pump · Piping	B7 ~ B8
Radiator · Hose	B9 ~ B10
Oil Pump 1	B11
Oil Pump 2	B12 ~ B13
Intake	B14 ~ B15
Carburetor	C2 ~ C4
Exhaust	C5 ~ C6
Crankcase	C7 ~ C8
Crankcase Cover 1	C9 ~ C10
Starter	C11
Clutch	C12 ~ C13
Transmission	C14 ~ C15
Shift Cam · Fork	D2
Shift Shaft	D3

CHASSIS

Frame	D4 ~ D5
Fender	D6
Side Cover	D7 ~ D8
Oil Tank	D9
Rear Arm	D10 ~ D11
Rear Suspension	D12
Steering	D13
Front Fork	D14 ~ E2
Fuel Tank	E3 ~ E4
Seat	E5 ~ E6
Front Wheel	E7

Front Brake Caliper	E8
Rear Wheel	E9 ~ E10
Rear Brake Caliper	E11
Steering Handle · Cable	E12
Front Master Cylinder	E13
Stand · Footrest	E14 ~ E15
Rear Master Cylinder	F2 ~ F3
Cowling 1	F4 ~ F6
Generator	F7
Flasher Light	F8
Meter	F9
Headlight	F10
Taillight	F11
Handle Switch · Lever	F12
Electrical 1	F13 ~ F14
Electrical 2	F15

INDEX (GENERAL SPEC.)

Numerical Index	L2 ~ L6
-----------------------	---------

INDIVIDUAL SPEC.

FOR NORWAY

Alternate (Chassis)	G3
Alternate (Headlight)	G4

FOR SWEDEN

Alternate (Engine)	G6
Alternate (Chassis)	G7
Alternate (Headlight)	G8

FOR FINLAND

Alternate (Chassis)	G10
Alternate (Headlight)	G11

FOR DENMARK

Alternate (Chassis)	G13
Alternate (Headlight)	G14

FOR AUSTRIA

Alternate (Chassis)	H2 ~ H3
---------------------------	---------

INDEX (INDIVIDUAL SPEC.)

Numerical Index	M2
-----------------------	----



YAMAHA


PARTS CATALOGUE

RD500LC'85 (1GE)

EUROPE

251GE-300E1

A2



A3

FOREWORD

This Parts Catalogue is related to the parts in use for the Yamaha RD500LC '85 (1GE).
When you are ordering replacement parts for the RD500LC '85 (1GE), refer to this Parts Catalogue and quote both part numbers and part names correctly.

1. Modifications or additions which have been made after issue of the Parts Catalogue will be announced in the Yamaha Parts News.
It is advisable that according to the Yamaha Parts News you make necessary corrections to the Parts Catalogue on hand to keep it up-to-date.

2. Abbreviations

The following abbreviations are used in this Parts Catalogue.

- U.R. Use size (thickness) and/or number as required.
- U.N. Use as many as you need.
- A.P. Alternate Parts
- L.M. Local Made
- F# Frame No. (Applicable machine No.)

3. The parts marked with (-) in the parts number column of this Catalogue are not supplied with by Yamaha, those have to be found locally.
4. Parts, which are to be supplied in the form of assemblies, are listed with an indention of one letter's space, and a dot (.) is put against the name of each part.

EXAMPLE CARBURETOR ASS'Y
 . JET, pilot
 . NOZZLE, main

5. Indication of No. of constituent parts for assembly

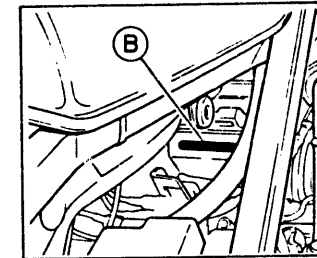
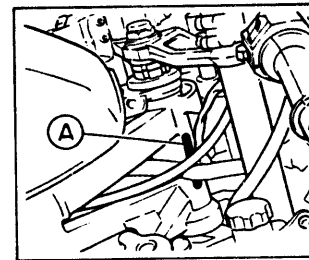
The numeral appearing to the right of each constituent part under the description indicates the quantity of such parts for each individual assembly unit.

EXAMPLE

Part No.	Description	Q'ty	Remarks
2F5-83310-60	FRONT FLASHER LIGHT ASS'Y	2	
11J-83311-60	. BULB (6V-18W)	1	
1M1-83309-60	. REFLECTOR	1	

6. Initial Serial No. and Color Code

(A) Frame Serial No.	1GE-000101 and following
(B) Engine Serial No.	1GE-000101 and following



Color Code	Color Name	Abbreviate
GE/AJ	Silky White/Stormy Red	SW/SMR
AJ/6G	Stormy Red/New Yamaha Black	SMR/NYB

7. Applicable colors of graphics are represented in the "Remarks" column by the letter(s) appropriately picked out of the full word(s) showing such colors.

EXAMPLE

Part No.	Description	Q'ty	Remarks
2N4-24110-00-X5	FUEL TANK COMP.	1	MAXIM RED
3J1-24240-10	. GRAPHIC, fuel tank set	1	for MXR

CONTENTS

GENERAL SPEC.

ENGINE

Cylinder	B2 ~ B4
Crankshaft · Piston	B5 ~ B6
Water Pump · Piping	B7 ~ B8
Radiator · Hose	B9 ~ B10
Oil Pump 1	B11
Oil Pump 2	B12 ~ B13
Intake	B14 ~ B15
Carburetor	C2 ~ C4
Exhaust	C5 ~ C6
Crankcase	C7 ~ C8
Crankcase Cover 1	C9 ~ C10
Starter	C11
Clutch	C12 ~ C13
Transmission	C14 ~ C15
Shift Cam · Fork	D2
Shift Shaft	D3

CHASSIS

Frame	D4 ~ D5
Fender	D6
Side Cover	D7 ~ D8
Oil Tank	D9
Rear Arm	D10 ~ D11
Rear Suspension	D12
Steering	D13
Front Fork	D14 ~ E2
Fuel Tank	E3 ~ E4
Seat	E5 ~ E6
Front Wheel	E7

Front Brake Caliper	E8
Rear Wheel	E9 ~ E10
Rear Brake Caliper	E11
Steering Handle · Cable	E12
Front Master Cylinder	E13
Stand · Footrest	E14 ~ E15
Rear Master Cylinder	F2 ~ F3
Cowling 1	F4 F6
Generator	F7
Flasher Light	F8
Meter	F9
Headlight	F10
Taillight	F11
Handle Switch · Lever	F12
Electrical 1	F13 ~ F14
Electrical 2	F15

INDEX (GENERAL SPEC.)

Numerical Index	L2 ~ L6
-----------------------	---------

INDIVIDUAL SPEC.

FOR NORWAY

Alternate (Chassis)	G3
Alternate (Headlight)	G4

FOR SWEDEN

Alternate (Engine)	G6
Alternate (Chassis)	G7
Alternate (Headlight)	G8

FOR FINLAND

Alternate (Chassis)	G10
Alternate (Headlight)	G11

FOR DENMARK

Alternate (Chassis)	G13
Alternate (Headlight)	G14

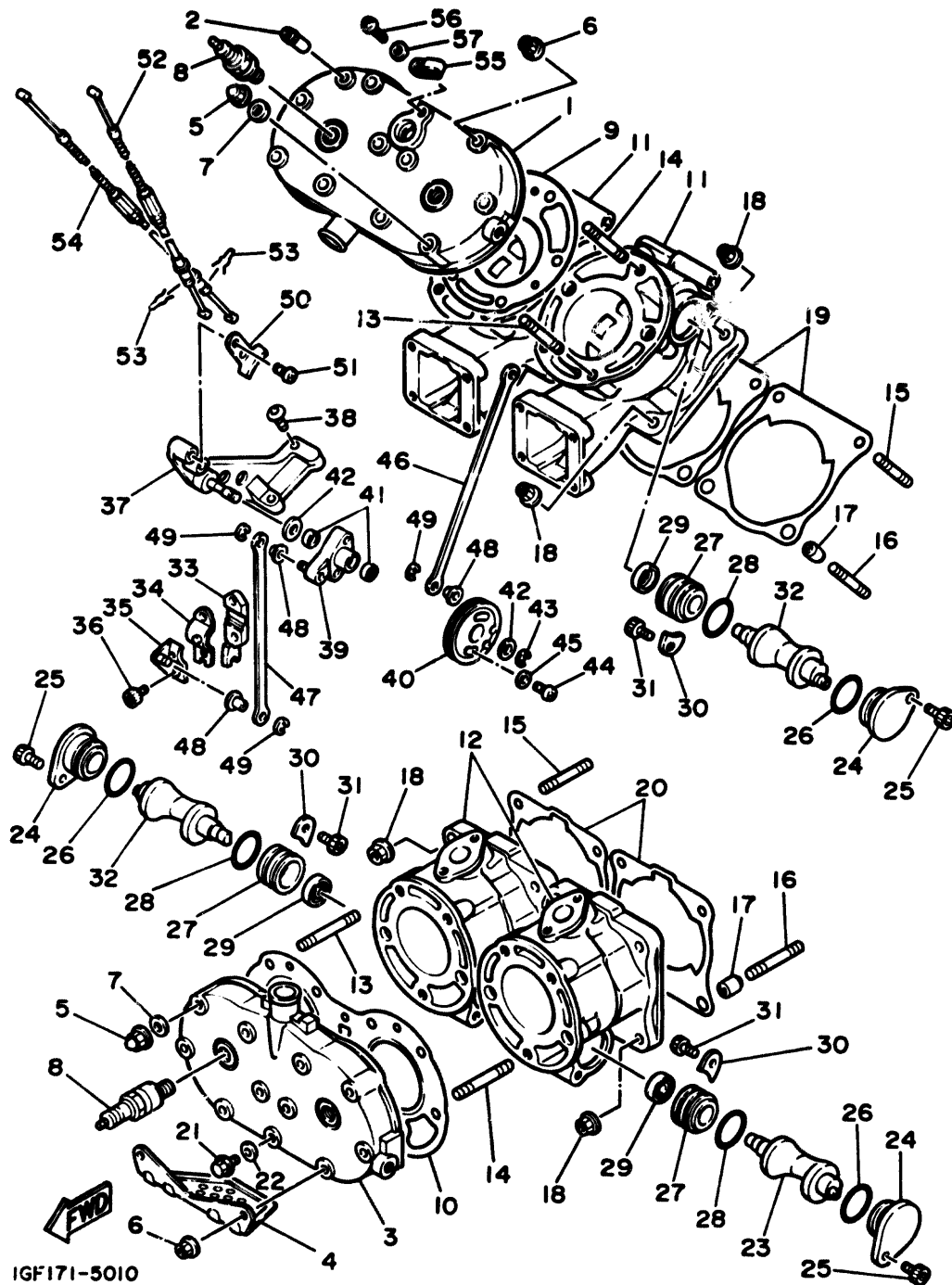
FOR AUSTRIA

Alternate (Chassis)	H2 H3
---------------------------	-------

INDEX (INDIVIDUAL SPEC.)

Numerical Index	M2
-----------------------	----

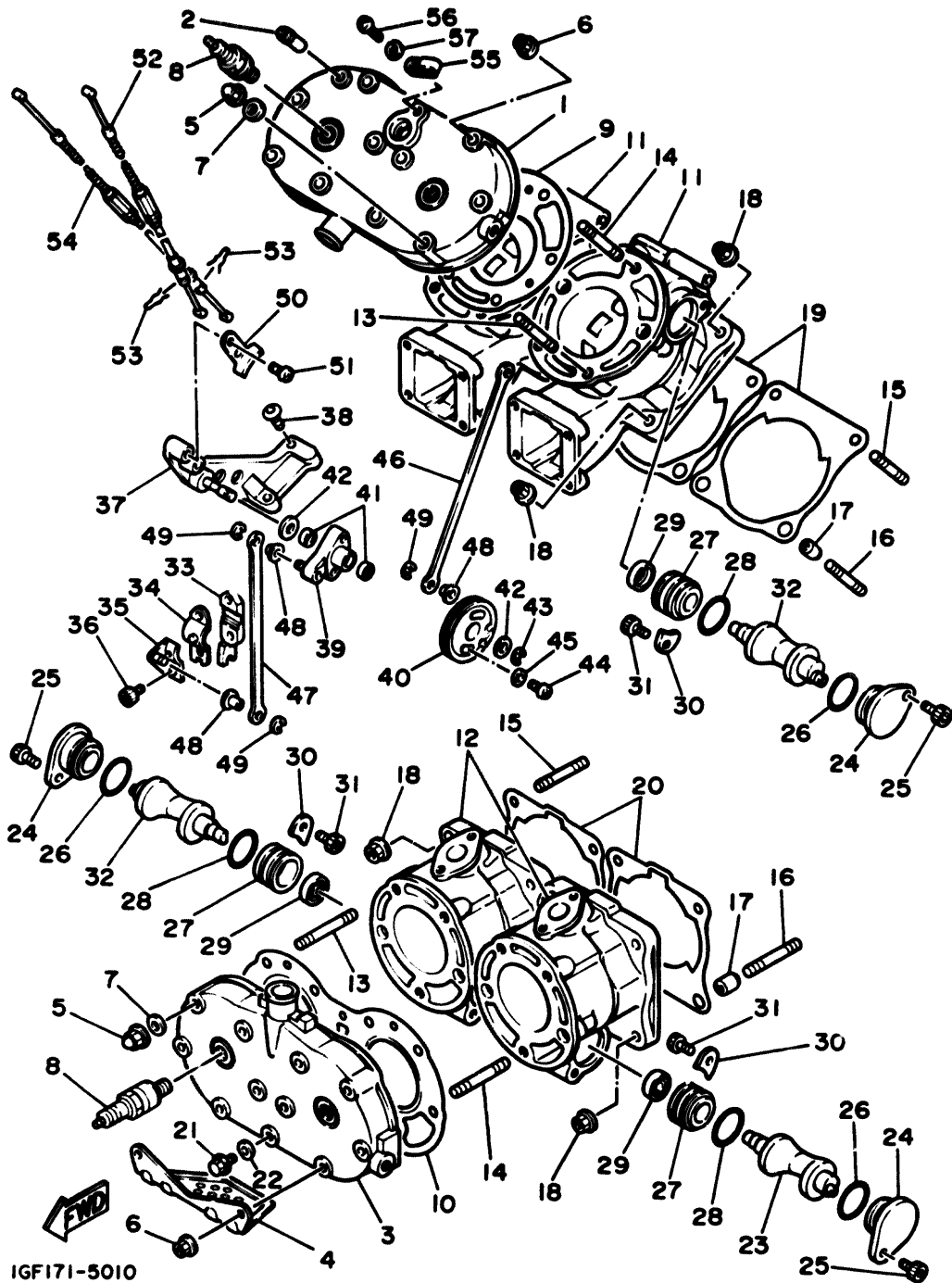
FIG. 1 CYLINDER



IGF171-5010

REF. NO.	PART NO.	DESCRIPTION	Q'TY	REMARKS
1	1GE-11111-00	HEAD, cylinder 1	1	
2	47X-12584-00	JOINT, hose 3	1	
3	1GE-11121-00	HEAD, cylinder 2	1	
4	47X-1111M-00	COVER 1	1	
5	90176-08026	NUT, crown	8	
6	90179-08299	NUT	12	
7	90201-08087	WASHER, plate	8	
8	94702-00251	PLUG, spark (NGK BR9HS)	4	
9	47X-11181-00	GASKET, cylinder head 1	1	
10	47X-11182-00	GASKET, cylinder head 2	1	
11	47X-W1131-01	CYLINDER	2	
12	47X-W1135-01	CYLINDER2	2	
13	90116-08448	BOLT, stud	8	
14	90116-08392	BOLT, stud	12	
15	90116-08318	BOLT, stud	8	
16	90116-08388	BOLT, stud	8	
17	91810-03014	PIN, dowel	8	
18	90179-08299	NUT	16	
19	47X-11351-00	GASKET, cylinder	2	
20	47X-11352-00	GASKET, cylinder 2	2	
21	95026-08012	BOLT, flange	1	
22	90430-08119	GASKET	1	
23	47X-1131A-00	VALVE 1	2	
24	47X-1131E-00	HOLDER 1	4	
25	91316-05012	BOLT	4	
26	93210-27370	O-RING	4	
27	47X-1131F-00	HOLDER 2	.	
28	93210-27370	O-RING	4	

B2



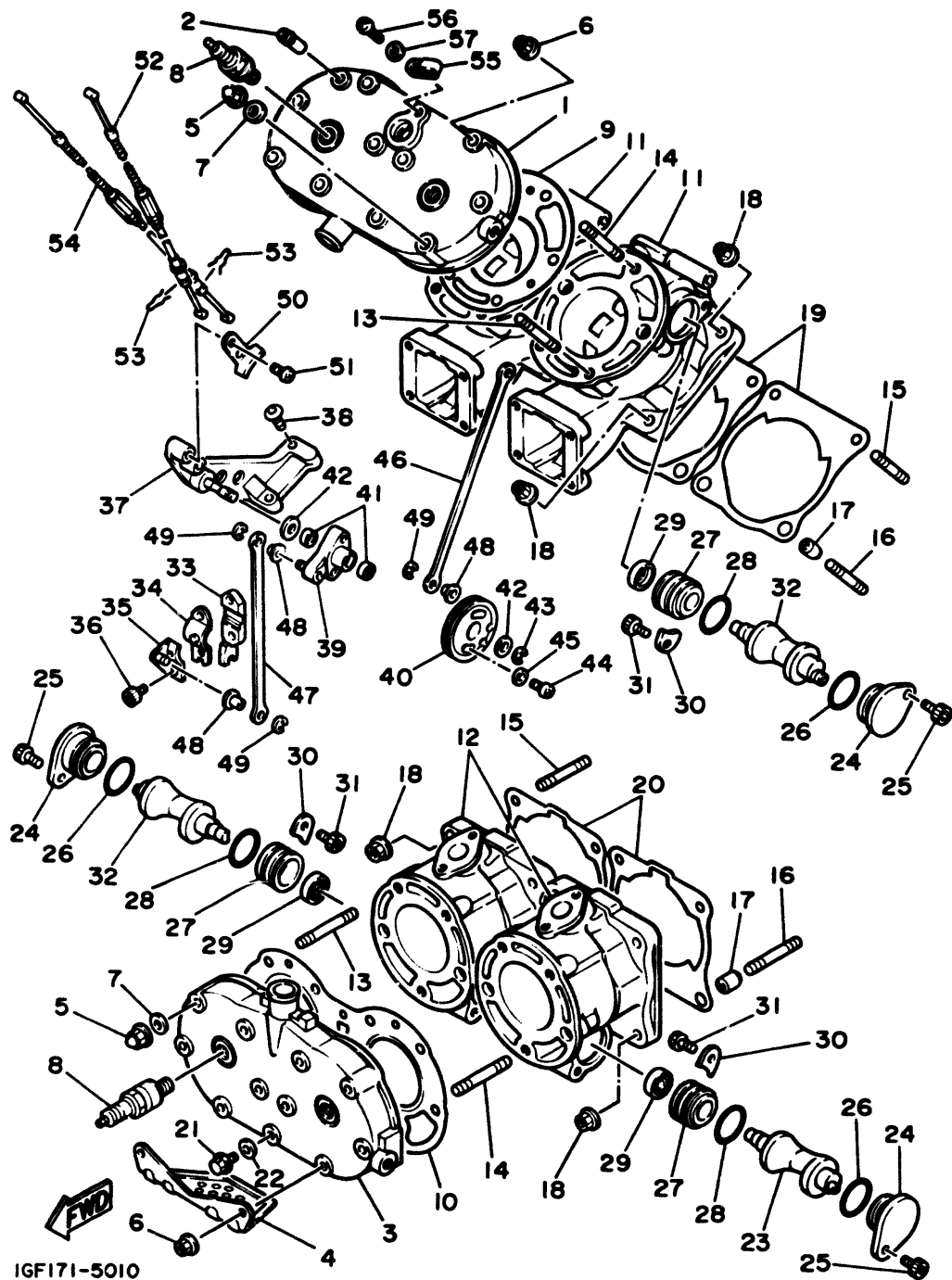
IGF171-5010

FIG. 1 CYLINDER

REF. NO.	PART NO.	DESCRIPTION	Q'TY	REMARKS
29	93108-23010	OIL SEAL	4	
30	47X-11915-00	PLATE, thrust 1	4	
31	91311-05008	BOLT	4	
32	47X-1132A-00	VALVE 2	2	
33	47X-1131H-00	JOINT 1	2	
34	47X-1131J-00	JOINT 2	2	
35	47X-1131K-00	JOINT 3	2	
36	91312-05012	BOLT	4	
37	47X-1135A-00	BRACKET	1	
38	91316-06020	BOLT	2	
39	47X-1132E-01	PULLEY 1	1	
40	47X-1132F-01	PULLEY 2	1	
41	93104-08040	OIL SEAL	2	
42	90201-08403	WASHER, plate	2	
43	99001-07600	CIRCLIP	1	
44	98501-05020	SCREW, pan head	2	
45	92901-05600	WASHER, plate	2	
46	47X-1132G-01	ROD 1	1	
47	47X-1132H-01	ROD 2	1	
48	90201-06431	WASHER, plate	4	
49	99001-05600	CIRCLIP	4	
50	47X-1131U-02	HOLDER 3	1	
51	92501-06012	SCREW, pan head	2	
52	47X-1133E-00	CABLE, pulley 1	1	
53	90468-08086	CLIP	2	
54	47X-1133F-00	CABLE, pulley 2	1	
55	90461-06103	CLAMP	1	
56	92506-06010	SCREW, pan head	1	

B3

FIG. 1 CYLINDER

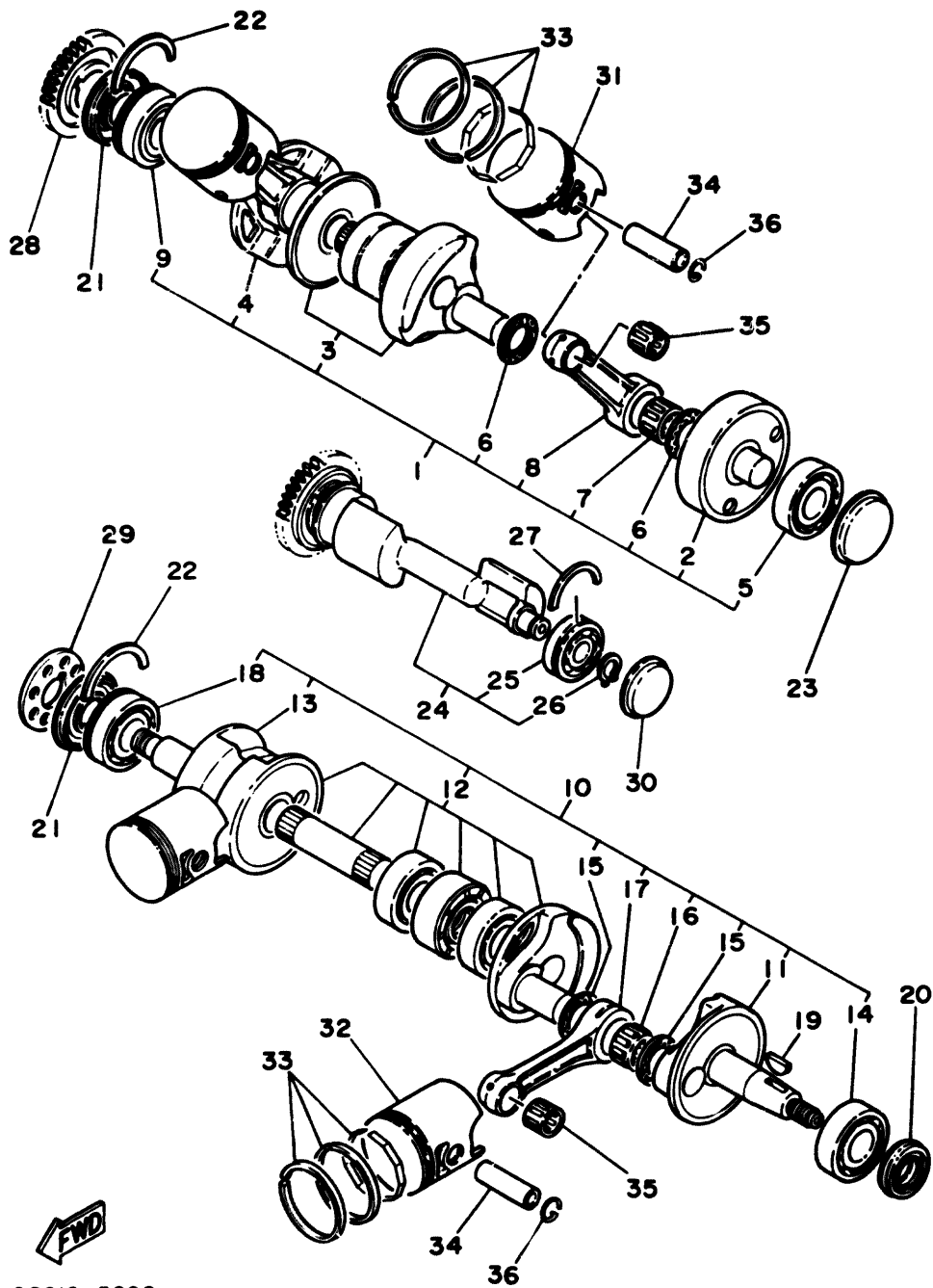


IGF171-5010

REF. NO.	PART NO.	DESCRIPTION	Q'TY	REMARKS
57	92906-06600	WASHER, plate	1	

B4

FIG. 2 CRANKSHAFT. PISTON

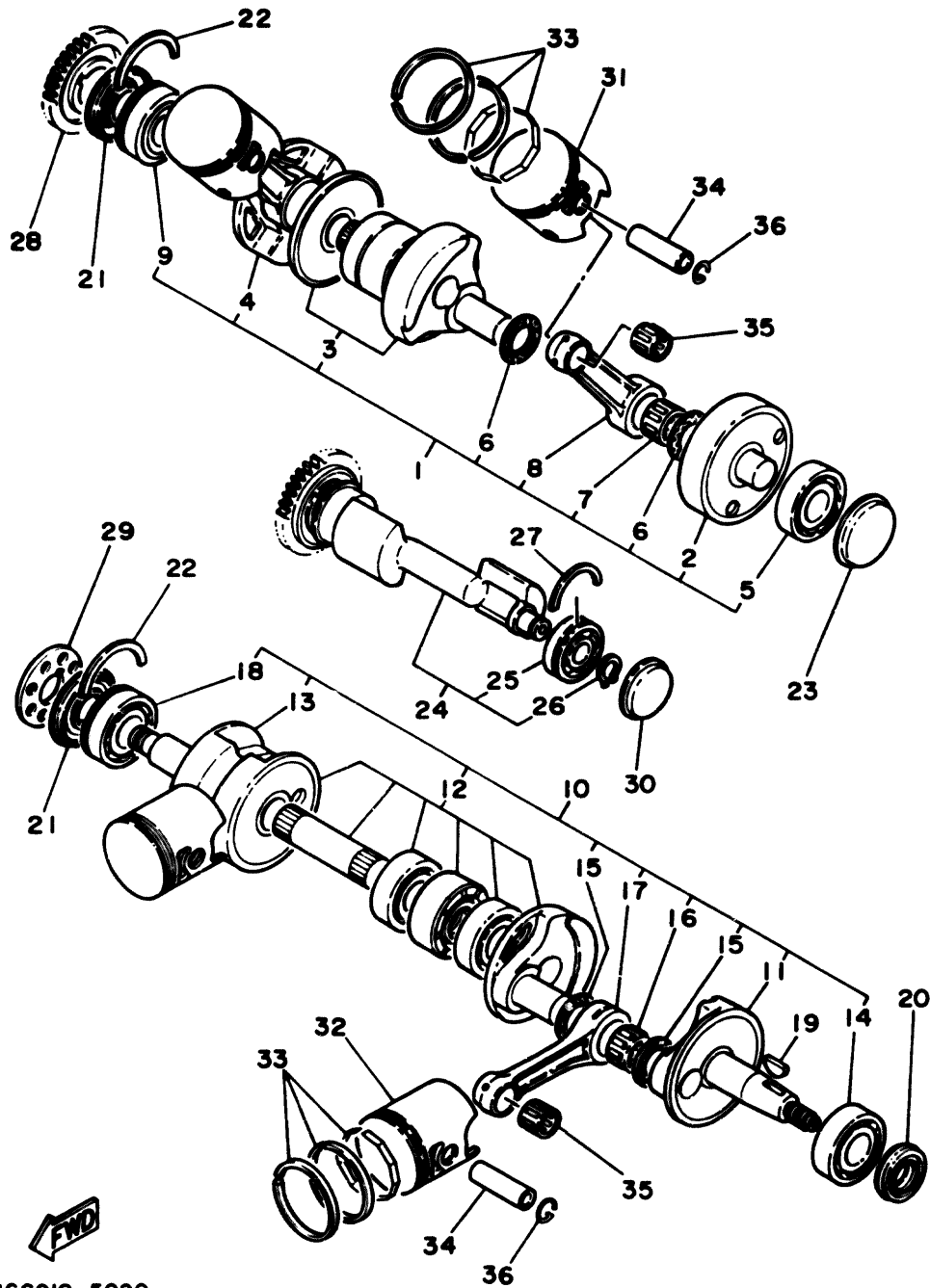


IGGO10-5020

REF. NO.	PART NO.	DESCRIPTION	Q'TY	REMARKS
1	47X-11410-01	CRANKSHAFT	1	
2	47X-11412-00	.CRANK 1	1	
3	47X-11409-11	.CRANK SUB ASSY	1	
4	47X-11442-00	.CRANK 4	1	
5	93306-20564	.BEARING	1	
6	90209-22257	.WASHER	4	
7	93310-522L4	.BEARING, cylindrical	2	
8	47X-11651-00	.ROD, connecting	2	
9	93306-20565	.BEARING	1	
10	47X-11420-01	CRANKSHAFT	1	
11	47X-11452-00	.CRANK 5	1	
12	47X-11409-11	.CRANK SUB ASSY	1	
13	47X-11442-00	.CRANK 4	1	
14	93306-20564	.BEARING	1	
15	90209-22257	.WASHER	4	
16	93310-522L4	.BEARING, cylindrical	2	
17	47X-11651-00	.ROD, connecting	2	
18	93306-20565	.BEARING	1	
19	90280-05033	KEY, woodruff	1	
20	93103-25108	OIL SEAL	1	
21	93103-35149	OIL SEAL	2	
22	93410-53068	CIRCLIP	2	
23	90338-47102	PLUG	1	
24	47X-11500-00	BALANCER ASSY	1	
25	93306-20334	.BEARING	1	
26	99009-17400	.CIRCLIP	1	
27	93410-40069	CIRCLIP	1	
28	47X-11536-00	GEAR, drive	1	

B5

FIG. 2 CRANKSHAFT. PISTON



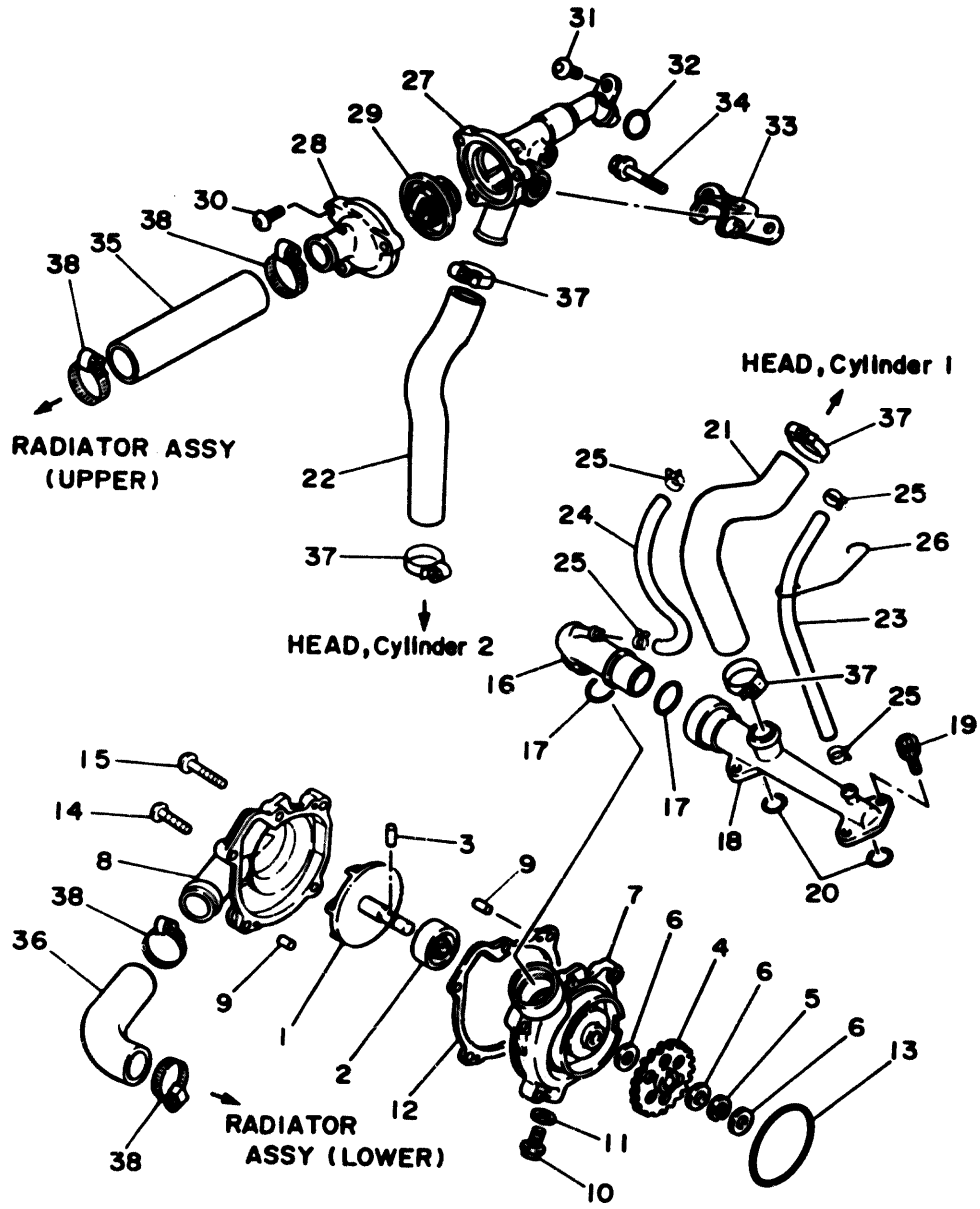
REF. NO.	PART NO.	DESCRIPTION	Q'TY	REMARKS
29	47X-11571-00	FLYWHEEL	1	
30	90338-42165	PLUG	1	
31	47X-11631-00-95	PISTON (STD)	2	
	47X-11635-00	PISTON (0.25MM O/S)	2	AP
	47X-11636-00	PISTON (0.50MM O/S)	2	AP
32	47X-11642-00-95	PISTON 2 (STD)	2	
	47X-11645-00	PISTON (1ST O/S 0.25MM)	2	AP
	47X-11646-00	PISTON (2ND O/S 0.50MM)	2	AP
33	47X-11610-00	PISTON RING SET (STD)	4	
	47X-11610-10	PISTON RING SET (1ST O/S)	4	AP
	47X-11610-20	PISTON RING SET (2ND O/S)	4	AP
34	4Y2-11633-00	PIN, piston	4	
35	93310-316H7	BEARING, cylindrical	4	
36	4V2-11634-00	CLIP, piston pin	8	

IGG010-5020

B6

FIG. 3 WATER PUMP. PIPING

REF. NO.	PART NO.	DESCRIPTION	Q'TY	REMARKS
1	47X-12450-00	IMPELLER SHAFT ASSY	1	
2	93103-10147	OIL SEAL	1	
3	93603-14179	PIN, dowel	1	
4	47X-12459-01	GEAR, impeller shaft	1	
5	93430-08036	CIRCLIP	1	
6	90201-090J9	WASHER, plate	3	
7	47X-12421-00	HOUSING, water pump	1	
8	47X-12422-00	COVER, housing	1	
9	93604-10011	PIN, dowel	2	
10	95026-08012	BOLT, flange	1	
11	90430-08119	GASKET	1	
12	47X-12428-00	GASKET, housing cover 2	1	
13	93210-62274	O-RING	1	
14	91316-06025	BOLT	3	
15	91316-06035	BOLT	2	
16	47X-12482-00	PIPE 2	1	
17	93210-25070	O-RING	2	
18	47X-12469-00	JOINT 1	1	
19	90110-06084	BOLT, hexagon socket head	4	
20	93210-19123	O-RING	2	
21	47X-12576-00	HOSE 1	1	
22	47X-12577-00	HOSE 2	1	
23	47X-12578-00	HOSE 3	1	
24	47X-12552-00	HOSE 8	1	
25	90467-09088	CLIP	4	
26	90465-02271	CLAMP	1	
27	47X-12417-00	HOUSING, thermostat	1	
28	47X-12413-00	COVER, thermostat	1	

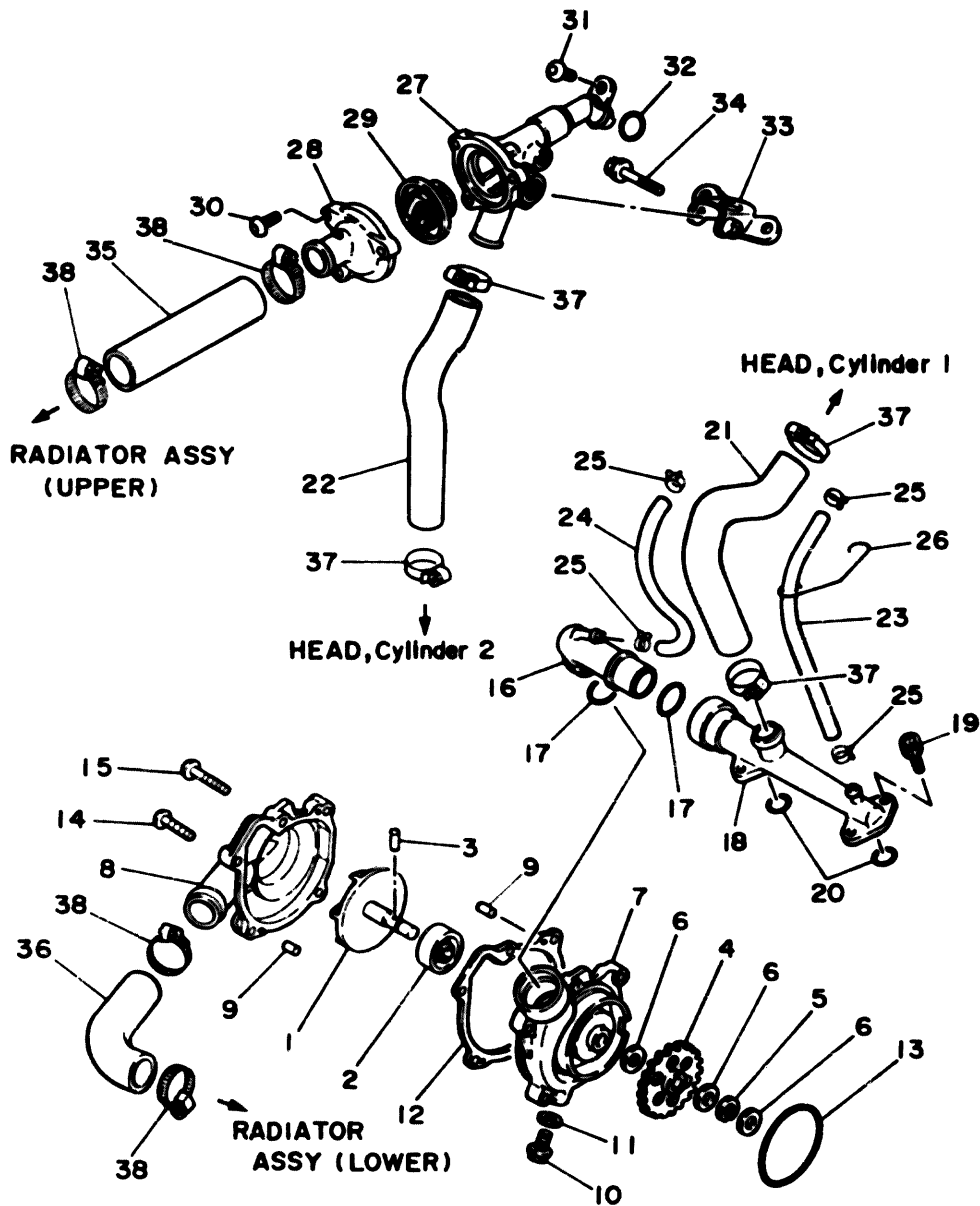


IGG010-5030

B7

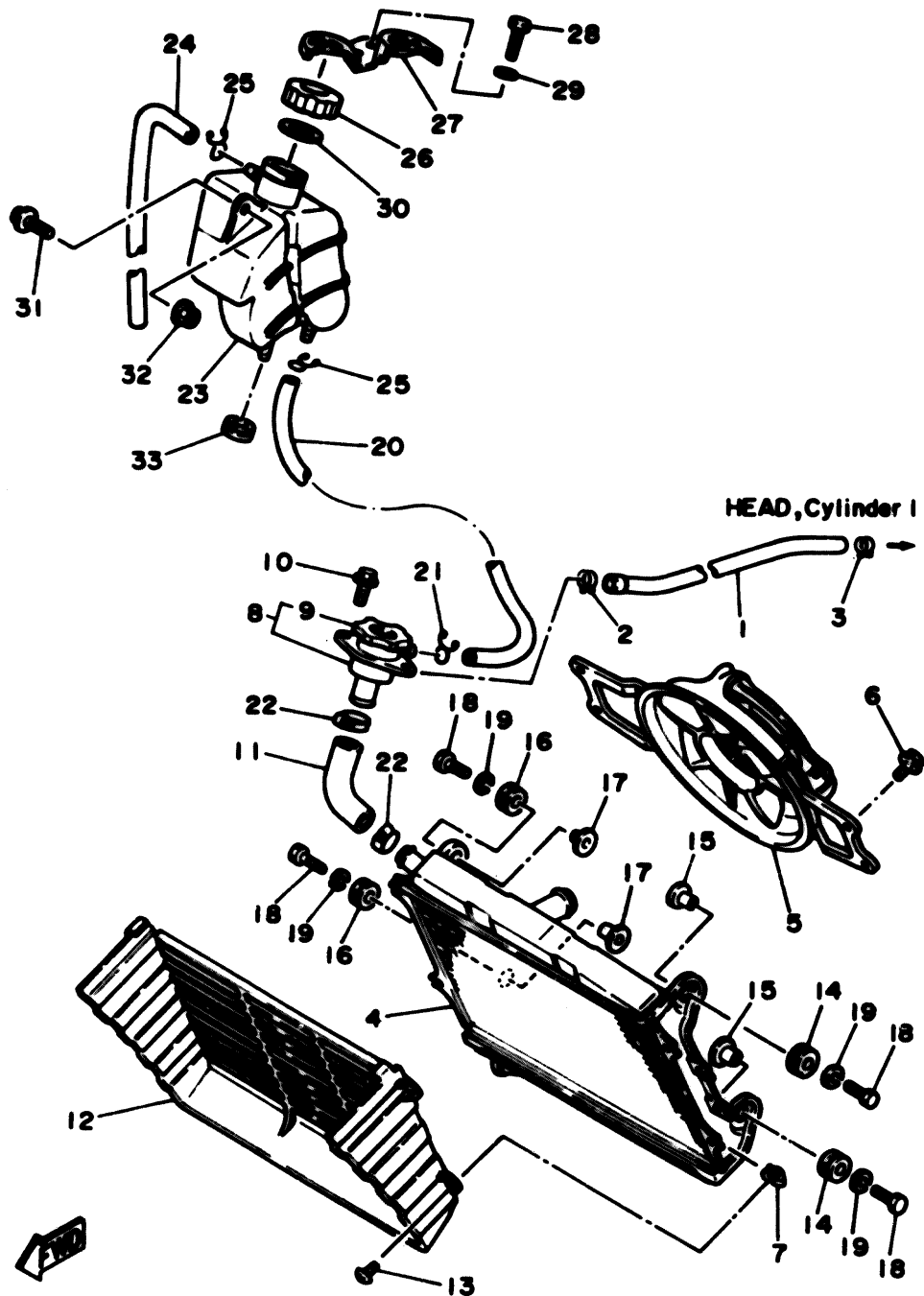
FIG. 3 WATER PUMP. PIPING

REF. NO.	PART NO.	DESCRIPTION	Q'TY	REMARKS
29	47X-12411-00	THERMOSTAT	1	
30	91316-06020	BOLT	3	
31	91316-06012	BOLT	1	
32	93210-15414	O-RING	1	
33	47X-12443-00	STAY	1	
34	95806-06040	BOLT, flange	1	
35	47X-12579-00	HOSE 4	1	
36	47X-12588-00	HOSE 5	1	
37	90460-27270	CLAMP, hose	4	
38	90460-31269	CLAMP, hose	4	



IGG010-5030

FIG. 4 RADIATOR. NOSE

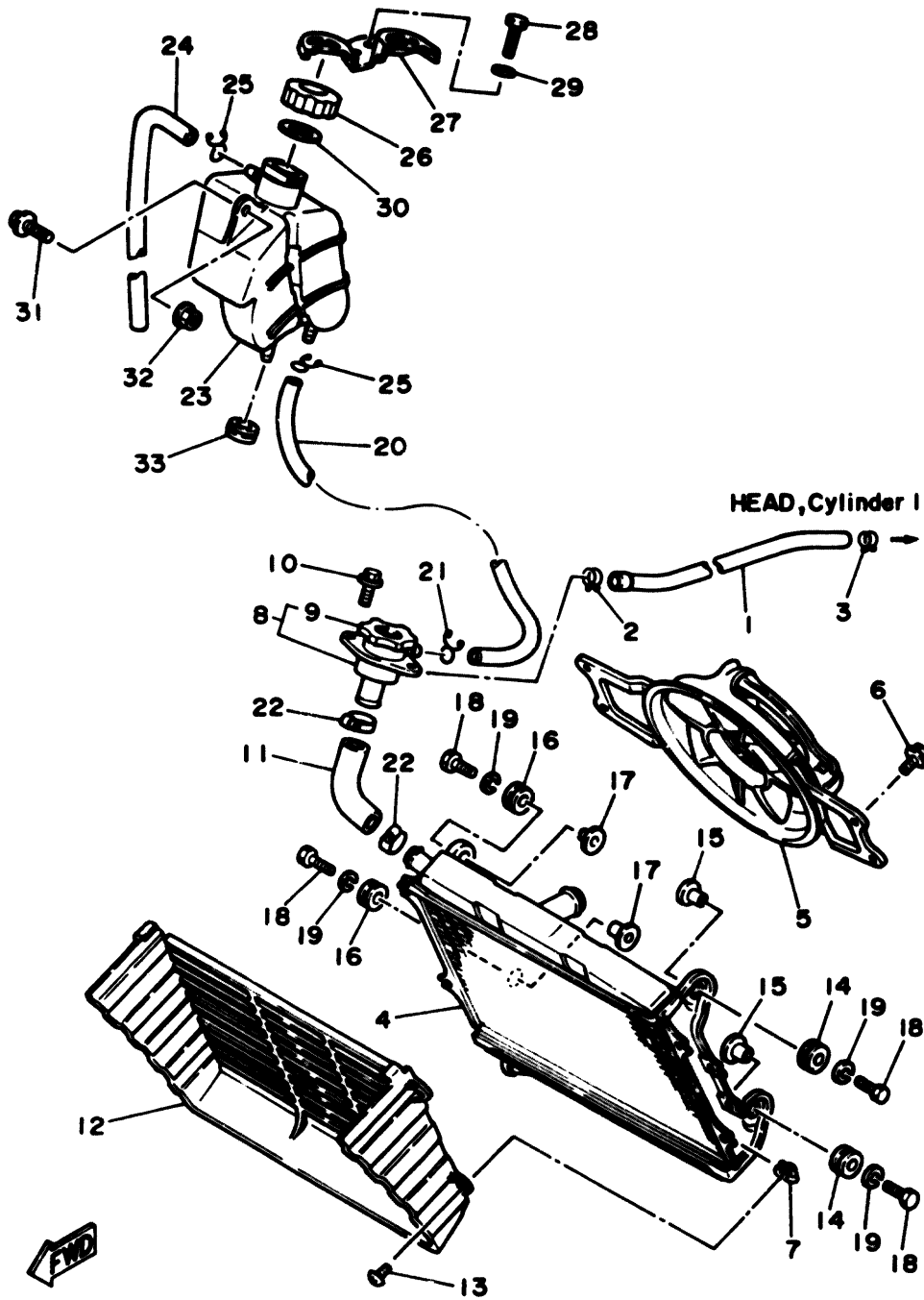


IGF171-5040

REF. NO.	PART NO.	DESCRIPTION	Q'TY	REMARKS
1	47X-12589-00	HOSE, 6	1	
2	90467-13083	CLIP	1	
3	90467-11090	CLIP	1	
4	47X-12461-00	RADIATOR ASSY	1	
5	47X-12405-00	BLOWER ASSY	1	
6	11H-12675-00	BOLT, blower holding	4	
7	22W-21791-00	NUT	4	
8	47X-12590-01	CONDUCTION ASSY	1	
9	33M-12462-00	.CAP, radiator	1	
10	90119-06110	BOLT, with washer	2	
11	47X-12551-00	HOSE 7	1	
12	47X-12467-00	COVER, radiator	1	
13	90154-05013	SCREW, binding	4	
14	90480-19283	GROMMET	2	
15	90387-06033	COLLAR	2	
16	90480-18276	GROMMET	2	
17	90387-07037	COLLAR	2	
18	97306-06025	BOLT	4	
19	92906-06100	WASHER, spring	4	
20	47X-12463-01	PIPE, breather	1	
21	90467-10063	CLIP	1	
22	90460-27270	CLAMP, hose	2	
23	1GE-21871-00	TANK, recovery	1	
24	47X-21816-01	PIPE 1	1	
25	90467-09006	CLIP	2	
26	26H-21875-00	CAP	1	
27	47X-2172R-01	BRACKET 5	1	
28	97306-06012	BOLT	1	

B9

FIG. 4 RADIATOR. HOSE



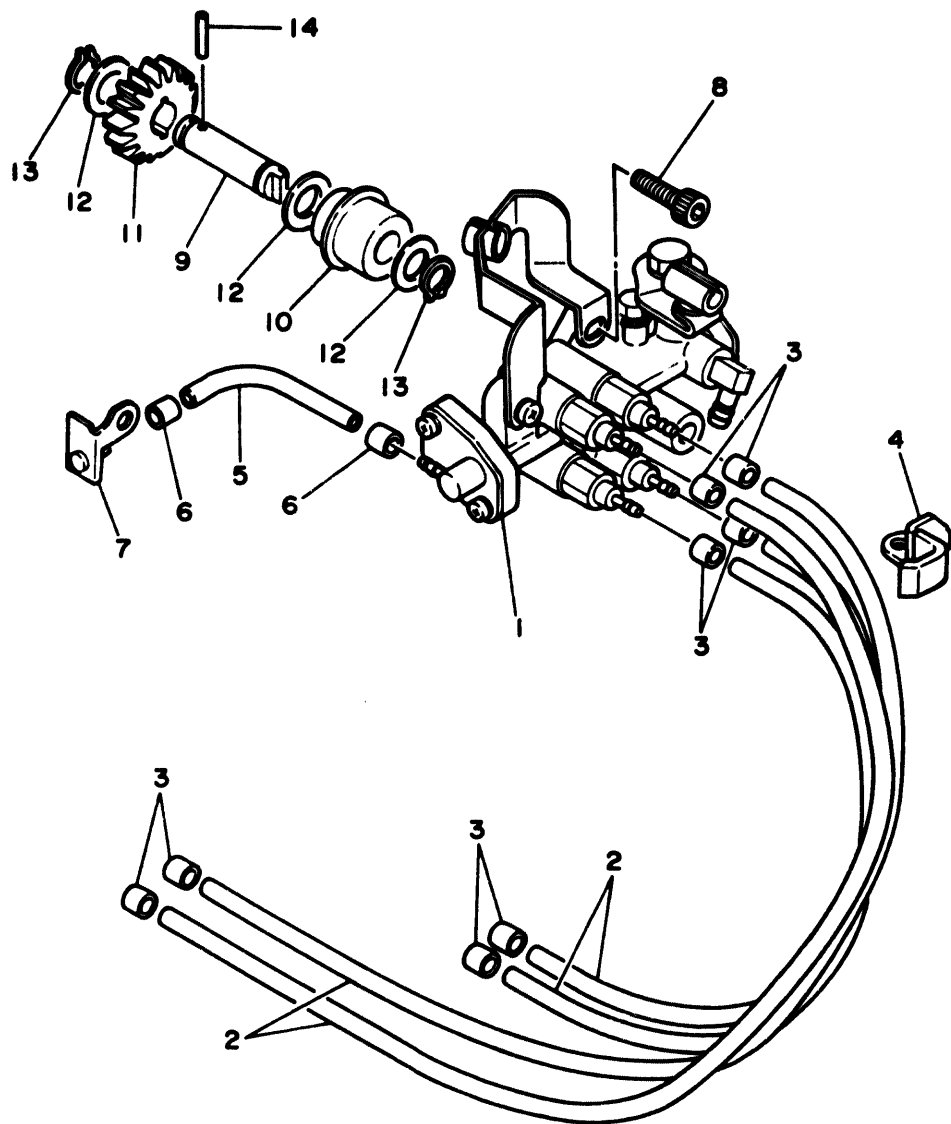
REF. NO.	PART NO.	DESCRIPTION	Q'TY	REMARKS
29	92906-06600	WASHER, plate	1	
30	26H-21874-00	GASKET	1	
31	90119-06044	BOLT, with washer	1	
32	95706-06500	NUT, flange	1	
33	90480-22084	GROMMET	1	

IGF171-5040

B10

FIG. 5 OIL PUMP 1

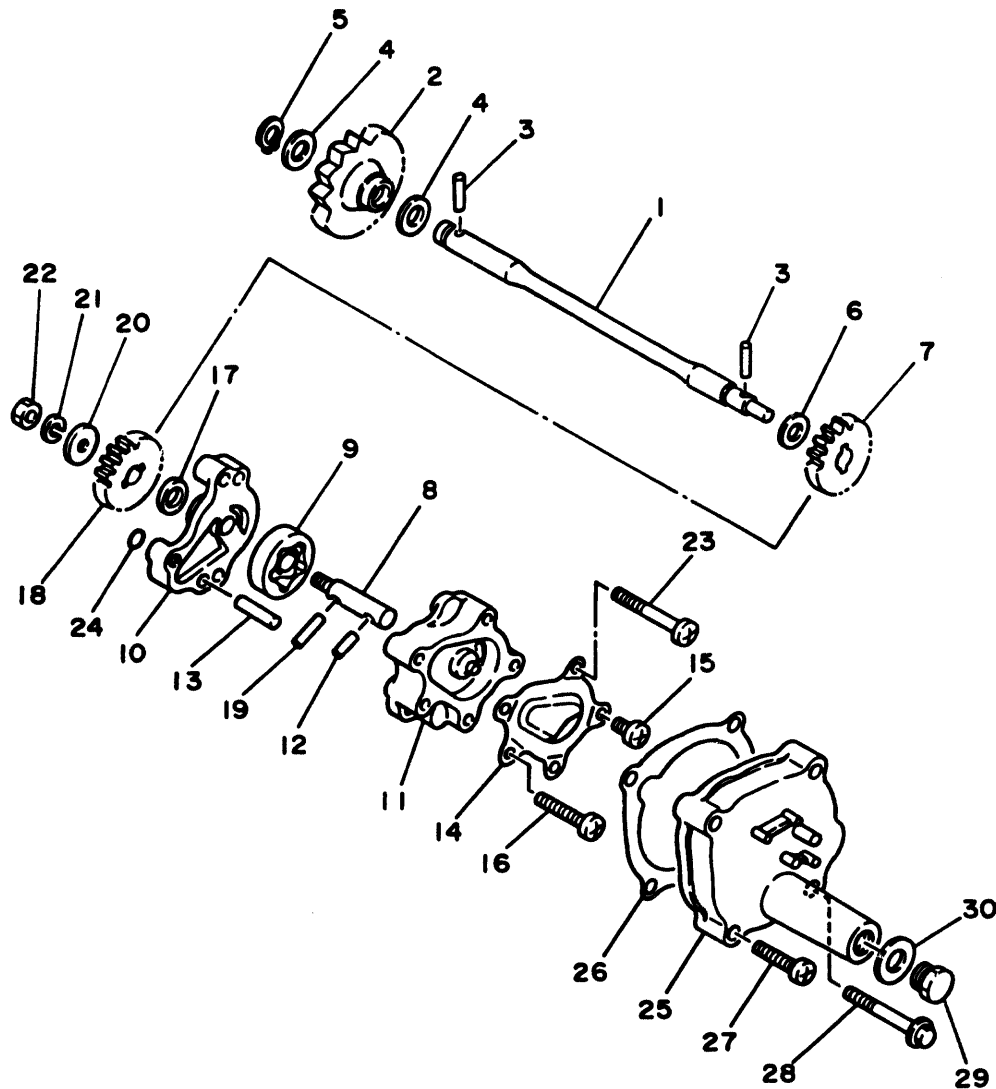
REF. NO.	PART NO.	DESCRIPTION	Q'TY	REMARKS
1	47X-13100-00	OIL PUMP ASSY	1	
2	90445-051A4	HOSE	4	
3	90468-02033	CLIP	8	
4	90465-10269	CLAMP	1	
5	90445-05189	HOSE	1	
6	90468-02033	CLIP	2	
7	47X-15485-01	CLAMP	1	
8	90110-06093	BOLT, hexagon socket head	2	
9	47X-13226-00	SHAFT, drive gear	1	
10	47X-13176-01	METAL, worm shaft outer	1	
11	47X-13178-00	GEAR, pump drive	1	
12	90201-10119	WASHER, plate	3	
13	99009-10400	CIRCLIP	2	
14	93603-14026	PIN, dowel	1	



47X332-4050

B11

FIG. 6 OIL PUMP 2



REF. NO.	PART NO.	DESCRIPTION	Q'TY	REMARKS
1	47X-13342-00	SHAFT, idle gear	1	
2	47X-13324-00	GEAR, pump drive	1	
3	93603-14026	PIN, dowel	2	
4	90201-090J9	WASHER, plate	2	
5	93440-09139	CIRCLIP	1	
6	90201-08403	WASHER, plate	1	
7	47X-13325-00	GEAR, pump driven	1	
8	47X-13314-01	SHAFT, pump	1	
9	5H0-13310-00	ROTOR ASSY 1	1	
10	47X-13316-00	COVER, pump	1	
11	47X-13336-00	HOUSING, rotor	1	
12	93603-12030	PIN, dowel	1	
13	93606-22211	PIN, dowel	2	
14	47X-13411-00	STRAINER, oil	1	
15	98501-05010	SCREW, pan head	2	
16	98501-05030	SCREW, pan head	1	
17	90201-08403	WASHER, plate	1	
18	47X-13325-00	GEAR, pump driven	1	
19	93603-14026	PIN, dowel	1	
20	90201-06060	WASHER, plate	1	
21	92990-06100	WASHER, spring	1	
22	95601-06100	NUT, u	1	
23	98506-05040	SCREW, pan head	2	
24	93210-07540	O-RING	1	
25	47X-15416-00	COVER, oil pump	1	
26	47X-13329-00	GASKET, pump cover	1	
27	90153-06052	SCREW, hexagon	2	
28	90105-06076	BOLT, washer based	1	

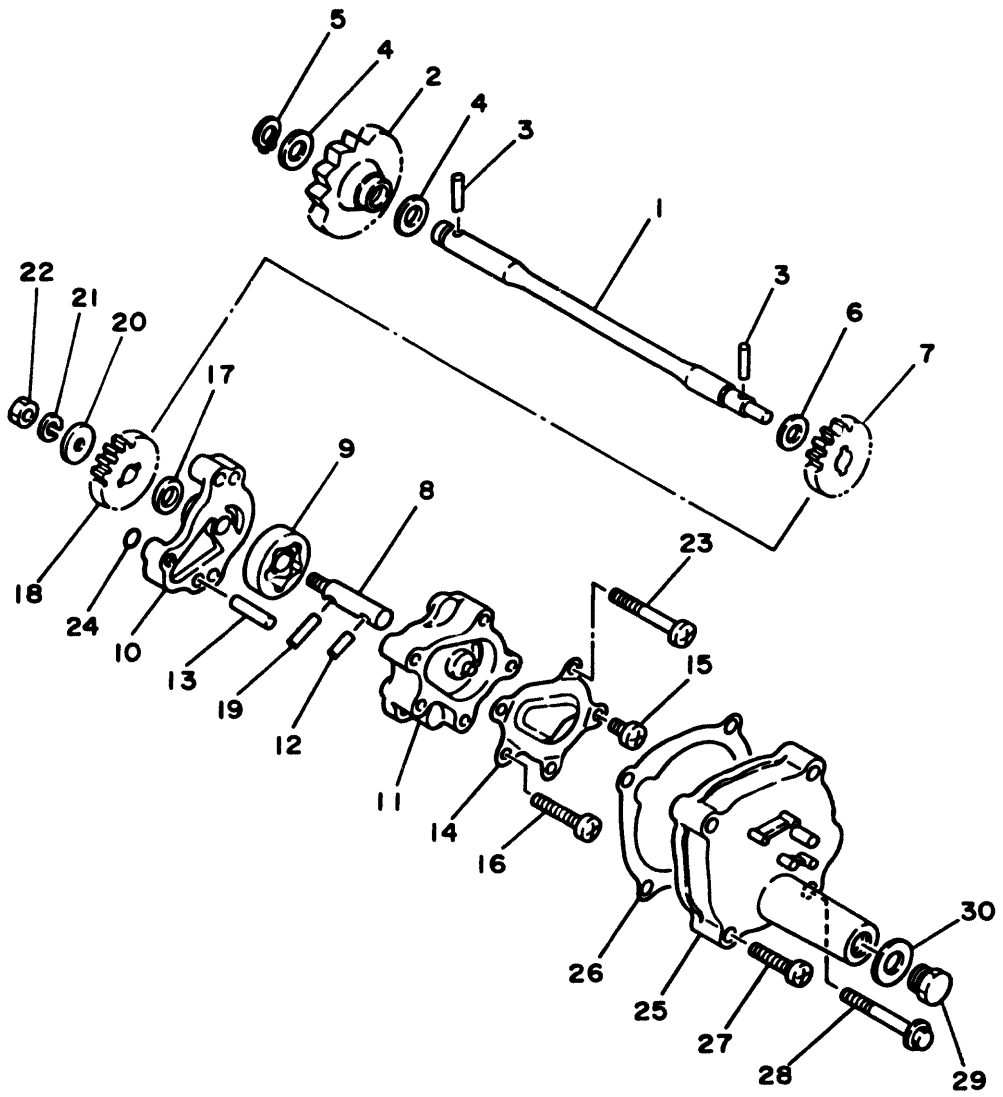


51X010-4060

B12

FIG. 6 OIL PUMP 2

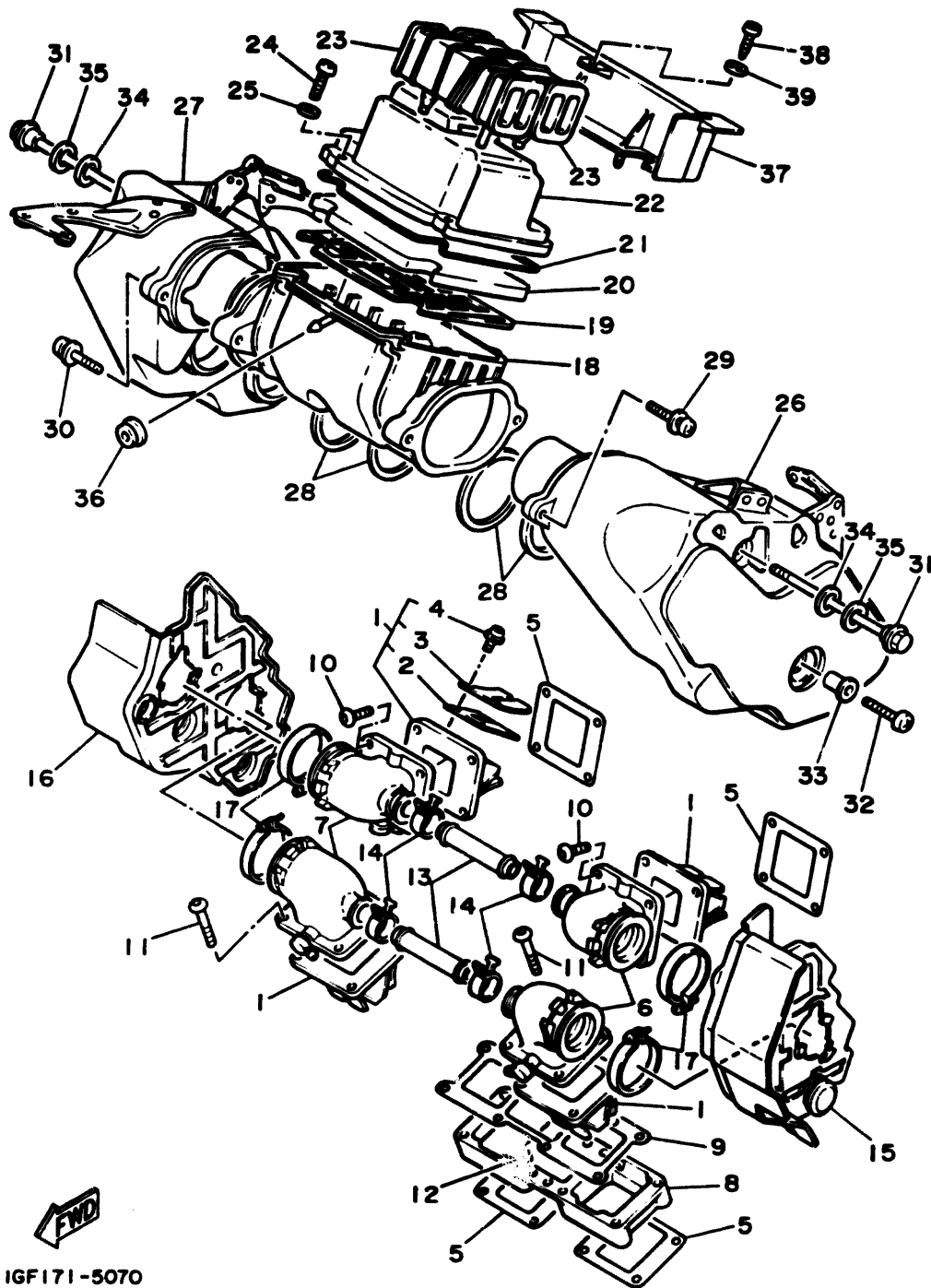
REF. NO.	PART NO.	DESCRIPTION	Q'TY	REMARKS
29	90340-12105	PLUG, straight screw	1	
30	90201-12790	WASHER, plate	1	



51X010-4060

B13

FIG. 7 INTAKE



REF. NO.	PART NO.	DESCRIPTION	Q'TY	REMARKS
1	23L-13610-01	REED VALVE ASSY	4	
2	4X8-13613-10	.REED, valve	2	
3	345-13616-70	.STOPPER, reed valve	2	
4	97602-03108	.SCREW, pan head with washer	4	
5	314-13621-02	GASKET, valve seat	4	
6	47X-13555-00	MANIFOLD, intake	2	
7	47X-13565-00	JOINT, carburetor	2	
8	47X-13661-00	SEAT, intake valve 1	1	
9	47X-13645-00	GASKET, manifold 1	1	
10	91316-06025	BOLT	8	
11	91316-06050	BOLT	8	
12	93604-10011	PIN, dowel	2	
13	47X-14465-01	PIPE	2	
14	90467-20085	CLIP	4	
15	47X-12682-00	PROTECTOR, heat	1	
16	47X-12683-00	PROTECTOR, heat	1	
17	90460-42261	CLAMP, hose	4	
18	47X-14411-00	CASE, air cleaner 1	1	
19	47X-14472-00	PLATE, element	1	
20	47X-14451-00	ELEMENT, air cleaner	1	
21	47X-14457-00	SEAL	1	
22	47X-14412-00	CAP, cleaner case 1	1	
23	47X-14437-00	DUCT	2	
24	92501-06020	SCREW, pan head	4	
25	92901-06600	WASHER, plate	4	
26	1GE-14431-00	SILENCER, intake 1	1	
27	1GE-14441-00	SILENCER, intake 2	1	
28	1GE-1446R-00	SEAL	4	

IGF171-5070

B14

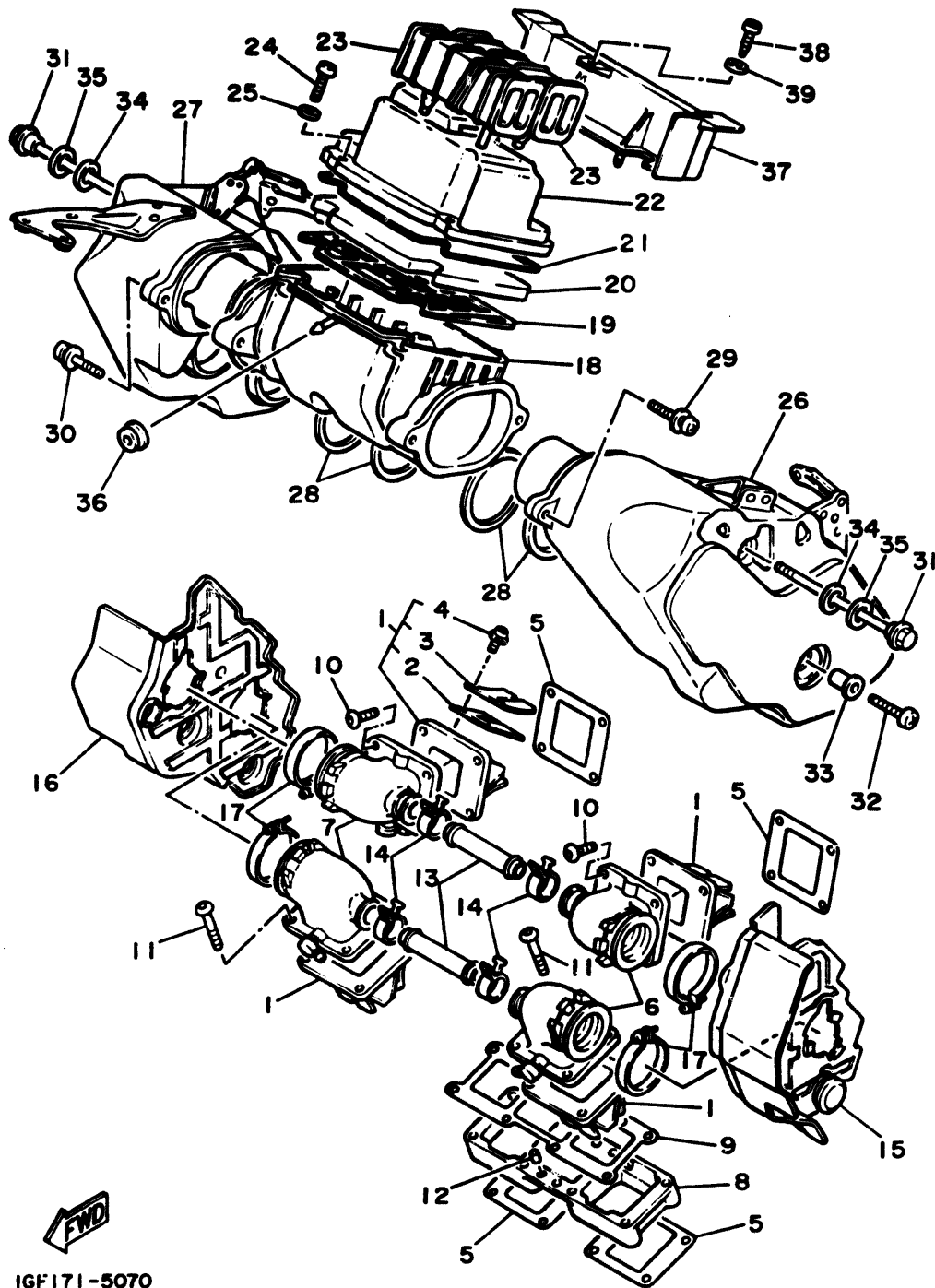


FIG. 7 INTAKE

REF. NO.	PART NO.	DESCRIPTION	Q'TY	REMARKS
29	90159-06110	SCREW, with washer	2	
30	90159-06056	SCREW, with washer	2	
31	90109-061A8	BOLT	2	
32	92506-06035	SCREW, pan head	4	
33	90387-067L2	COLLAR	4	
34	90202-13159	WASHER, plate	2	
35	90201-135J0	WASHER, plate	2	
36	90480-13197	GROMMET	1	
37	47X-14417-00	COVER 1	1	
38	97701-50116	SCREW, panhead tapping	1	
39	92901-05200	WASHER, plain	1	

IGF171-5070

B15

CONTENTS

GENERAL SPEC.

ENGINE

Cylinder	B2 ~ B4
Crankshaft · Piston	B5 ~ B6
Water Pump · Piping	B7 ~ B8
Radiator · Hose	B9 ~ B10
Oil Pump 1	B11
Oil Pump 2	B12 ~ B13
Intake	B14 ~ B15
Carburetor	C2 ~ C4
Exhaust	C5 ~ C6
Crankcase	C7 ~ C8
Crankcase Cover 1	C9 ~ C10
Starter	C11
Clutch	C12 ~ C13
Transmission	C14 ~ C15
Shift Cam · Fork	D2
Shift Shaft	D3

CHASSIS

Frame	D4 ~ D5
Fender	D6
Side Cover	D7 ~ D8
Oil Tank	D9
Rear Arm	D10 ~ D11
Rear Suspension	D12
Steering	D13
Front Fork	D14 ~ E2
Fuel Tank	E3 ~ E4
Seat	E5 ~ E6
Front Wheel	E7

Front Brake Caliper	E8
Rear Wheel	E9 ~ E10
Rear Brake Caliper	E11
Steering Handle · Cable	E12
Front Master Cylinder	E13
Stand · Footrest	E14 ~ E15
Rear Master Cylinder	F2 ~ F3
Cowling 1	F4 ~ F6
Generator	F7
Flasher Light	F8
Meter	F9
Headlight	F10
Taillight	F11
Handle Switch · Lever	F12
Electrical 1	F13 ~ F14
Electrical 2	F15

INDEX (GENERAL SPEC.)

Numerical Index	L2 ~ L6
-----------------------	---------

INDIVIDUAL SPEC.

FOR NORWAY

Alternate (Chassis)	G3
Alternate (Headlight)	G4

FOR SWEDEN

Alternate (Engine)	G6
Alternate (Chassis)	G7
Alternate (Headlight)	G8

FOR FINLAND

Alternate (Chassis)	G10
Alternate (Headlight)	G11

FOR DENMARK

Alternate (Chassis)	G13
Alternate (Headlight)	G14

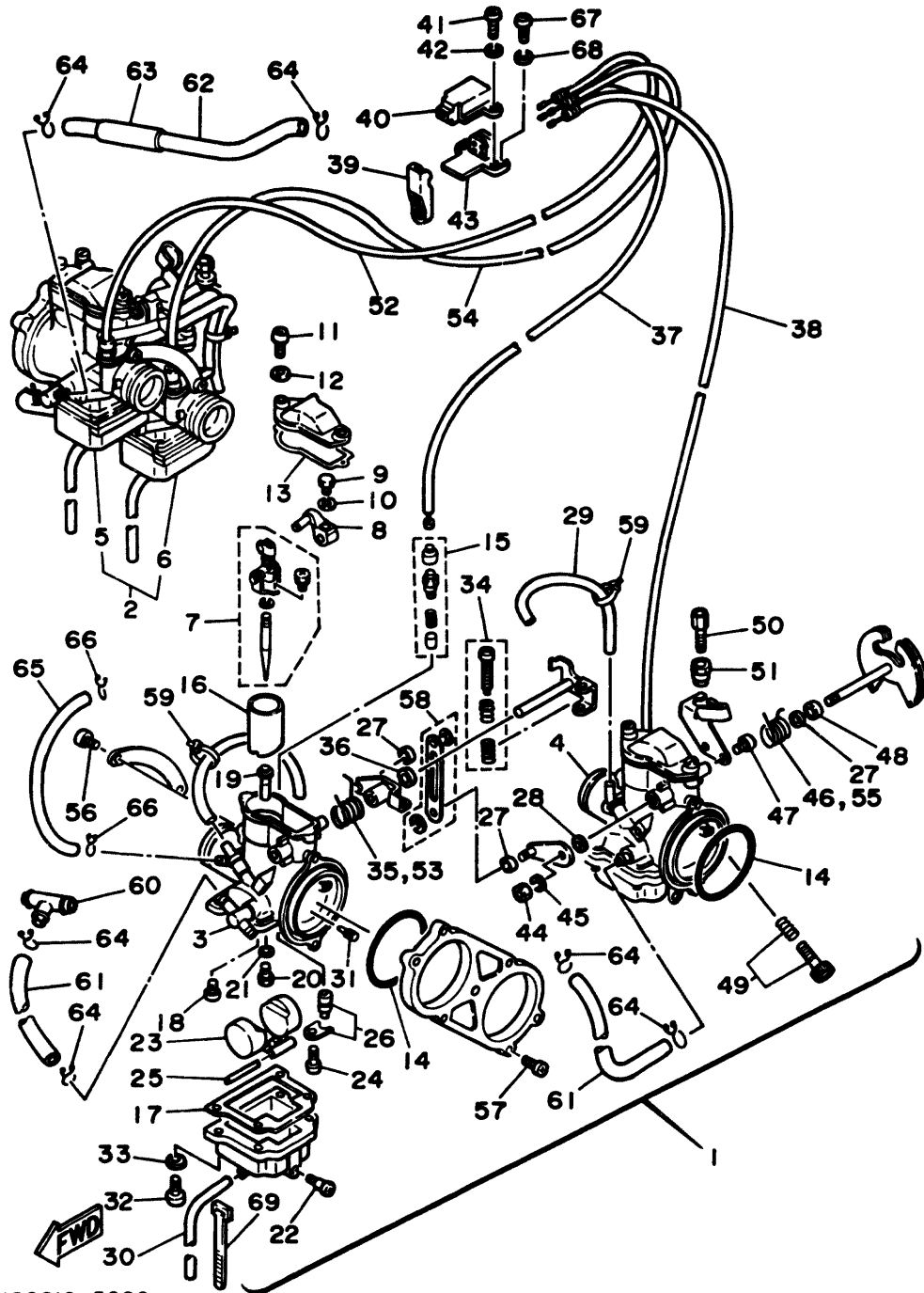
FOR AUSTRIA

Alternate (Chassis)	H2 ~ H3
---------------------------	---------

INDEX (INDIVIDUAL SPEC.)

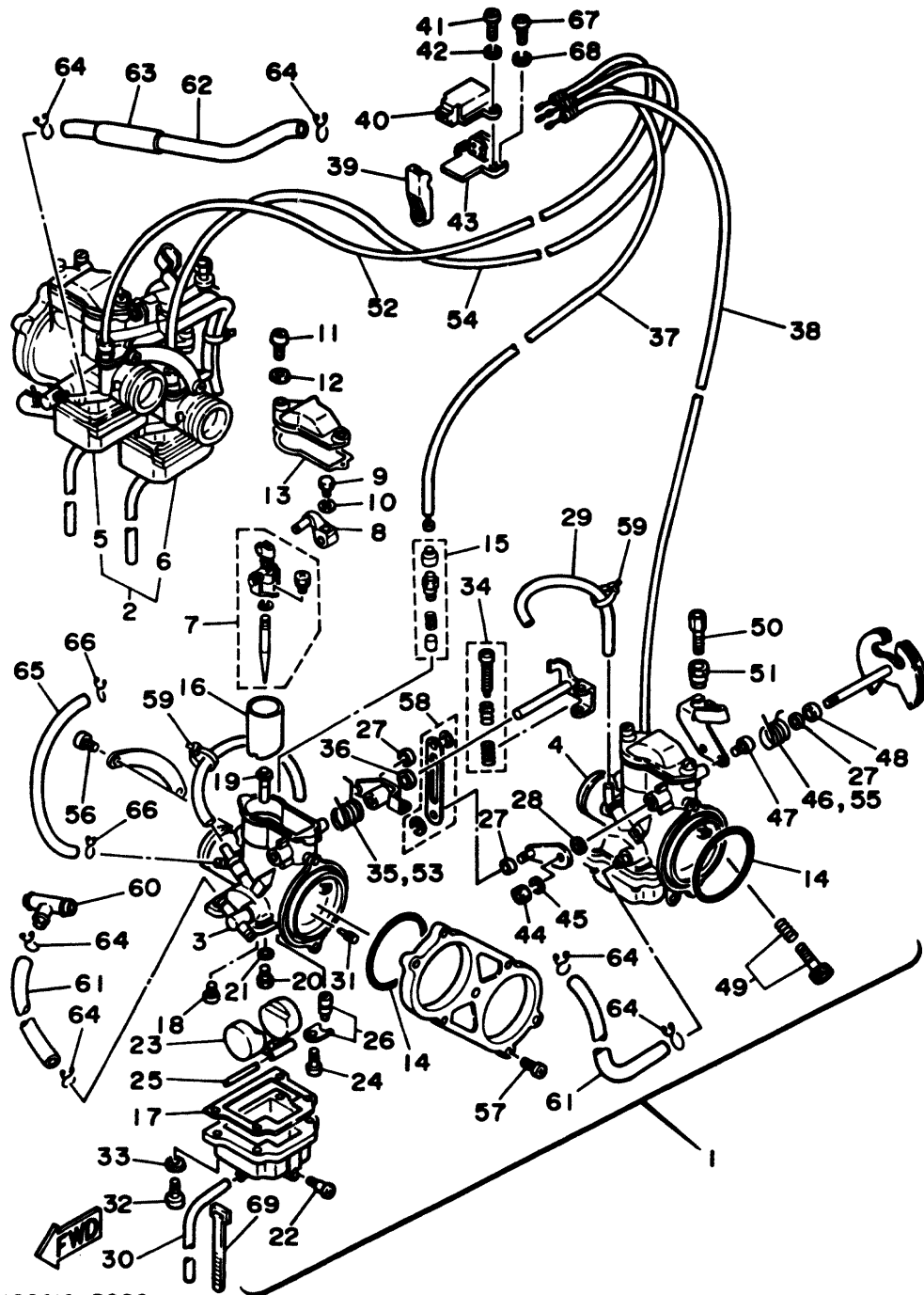
Numerical Index	M2
-----------------------	----

FIG. 8 CARBURETOR



IGGO10-5080

REF. NO.	PART NO.	DESCRIPTION	Q'TY	REMARKS
1	1GE-14101-00	CARBURETOR ASSY 1	1	
2	1GE-14102-00	CARBURETOR ASSY 2	1	
3	1GE-14901-00	.CARBURETOR ASSY 1	1	
4	1GE-14902-00	.CARBURETOR ASSY 2	1	
5	1GE-14903-00	.CARBURETOR ASSY 3	1	
6	1GE-14904-00	.CARBURETOR ASSY 4	1	
7	47X-1490J-00	..NEEDLE SET	1	
8	47X-14292-00	..BRACKET 2	1	
9	583-14592-00	..SCREW	1	
10	92902-04100	..WASHER, spring	1	
11	98511-04012	..SCREW, pan head	2	
12	92902-04100	..WASHER, spring	2	
13	3Y1-14536-00	..GASKET	1	
14	47X-14147-00	..O-RING	1	
15	47X-1410A-00	..STARTER SET	1	
16	47X-14112-20	..VALVE, throttle 1	1	
17	47X-14184-00	..GASKET, float chamber	1	
18	193-14142-22	..JET, pilot (# 22.5)	1	
19	47X-14141-30	..NOZZLE, main	1	UR #1,3
	47X-14141-28	..NOZZLE, main	1	UR #2,4
20	47X-14143-33	..JET, main (#165)	1	
21	137-14153-00	..WASHER, main jet	1	
22	12R-14191-00	..PLUG, drain	1	
23	4L0-14185-00	..FLOAT	1	
24	47X-14325-00	..SCREW, pan head	1	
25	537-14186-00	..PIN, float	1	
26	29K-14190-28	..NEEDLE VALVE ASSY	1	
27	256-14997-00	..SEAL	1	UR #1,3

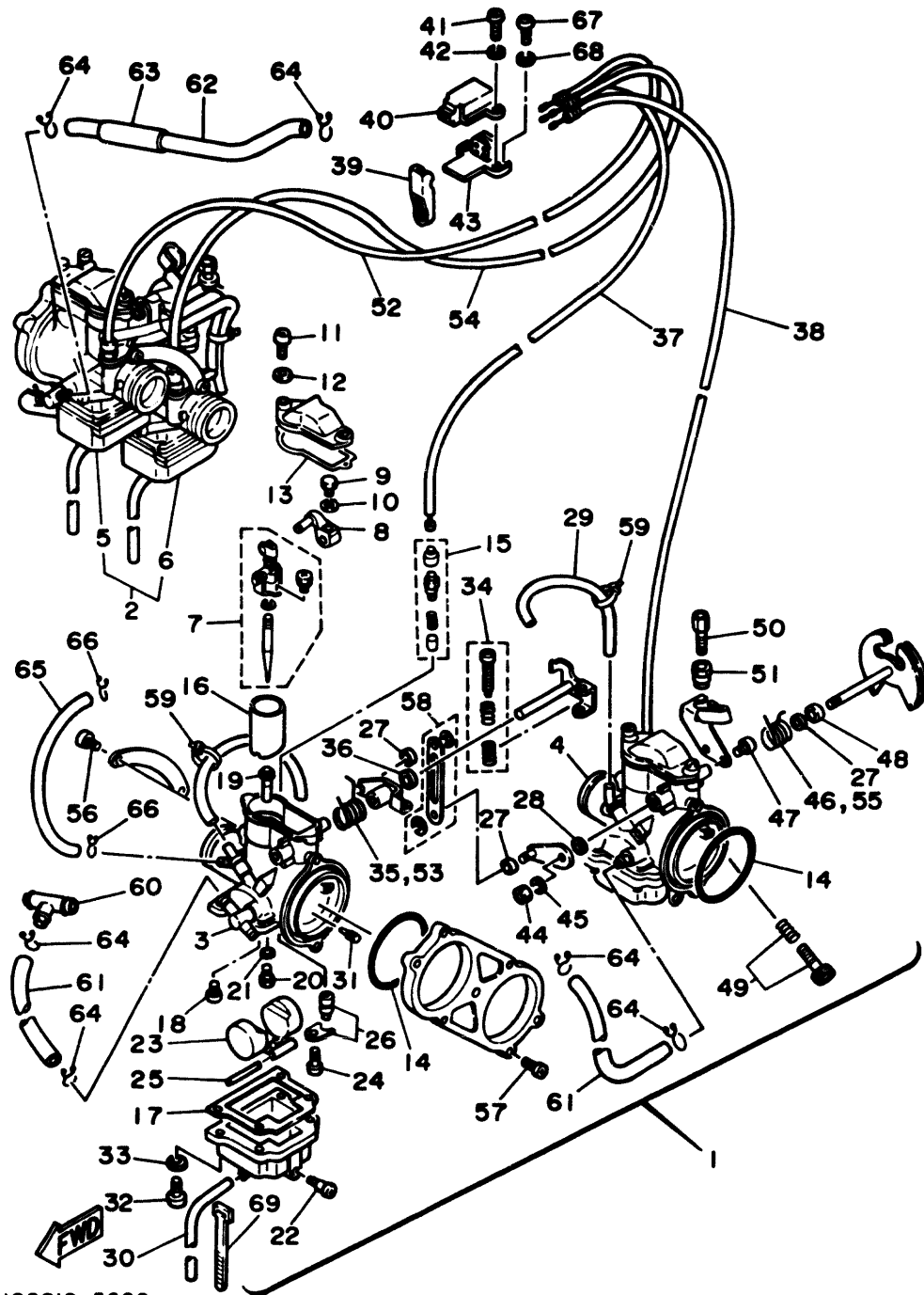


IGGO10-5080

FIG. 8 CARBURETOR

REF. NO.	PART NO.	DESCRIPTION	Q'TY	REMARKS
27	256-14997-00	..SEAL	2	UR #2,4
28	1A8-14953-00	..WASHER	1	
29	1E6-14197-00	..PIPE	1	
30	47X-14196-00	..PIPE	1	UR #1.2
	51X-14196-00	..PIPE	1	UR #3,4
31	239-14172-11	..PILOT JET, air (1.1)	1	
32	98501-04014	..SCREW, pan head	4	
33	92902-04100	..WASHER, spring	4	
34	47X-1490K-00	..STOP SCREW SET	1	#1
35	51X-14931-00	..SPRING, throttle lever	1	#1
36	47X-14918-00	..RING	1	#1,3
37	47X-1412A-00	..CABLE, starter 1	1	#1
38	47X-1412E-00	..CABLE, starter 2	1	#2
39	47X-14201-00	..CHOKE LEVER COMP.	1	#2
40	47X-14205-00	..CAP, starter	1	#2
41	98503-04010	..SCREW, pan head	1	#2
42	92902-04100	..WASHER, spring	1	#2
43	47X-14204-00	..CASE, starter	1	#2
44	812-14594-00	..NUT	1	#2,4
45	92902-08100	..WASHER, spring	1	#2,4
46	51X-14932-00	..SPRING, throttle 2	1	#2
47	98501-05010	..SCREW, pan head	2	#2,4
48	4U8-14194-00	..RING	1	#2,4
49	47X-14103-00	..THROTTLE SCREW SET	1	#2,4
50	47X-14124-00	..SCREW, cable adjusting	1	#2,4
51	47X-14161-00	..NUT, cable adjusting	1	#2,4
52	47X-1412F-00	..CABLE, starter 3	1	#3
53	47X-14932-00	..SPRING, throttle 2	1	#3

FIG. 8 CARBURETOR

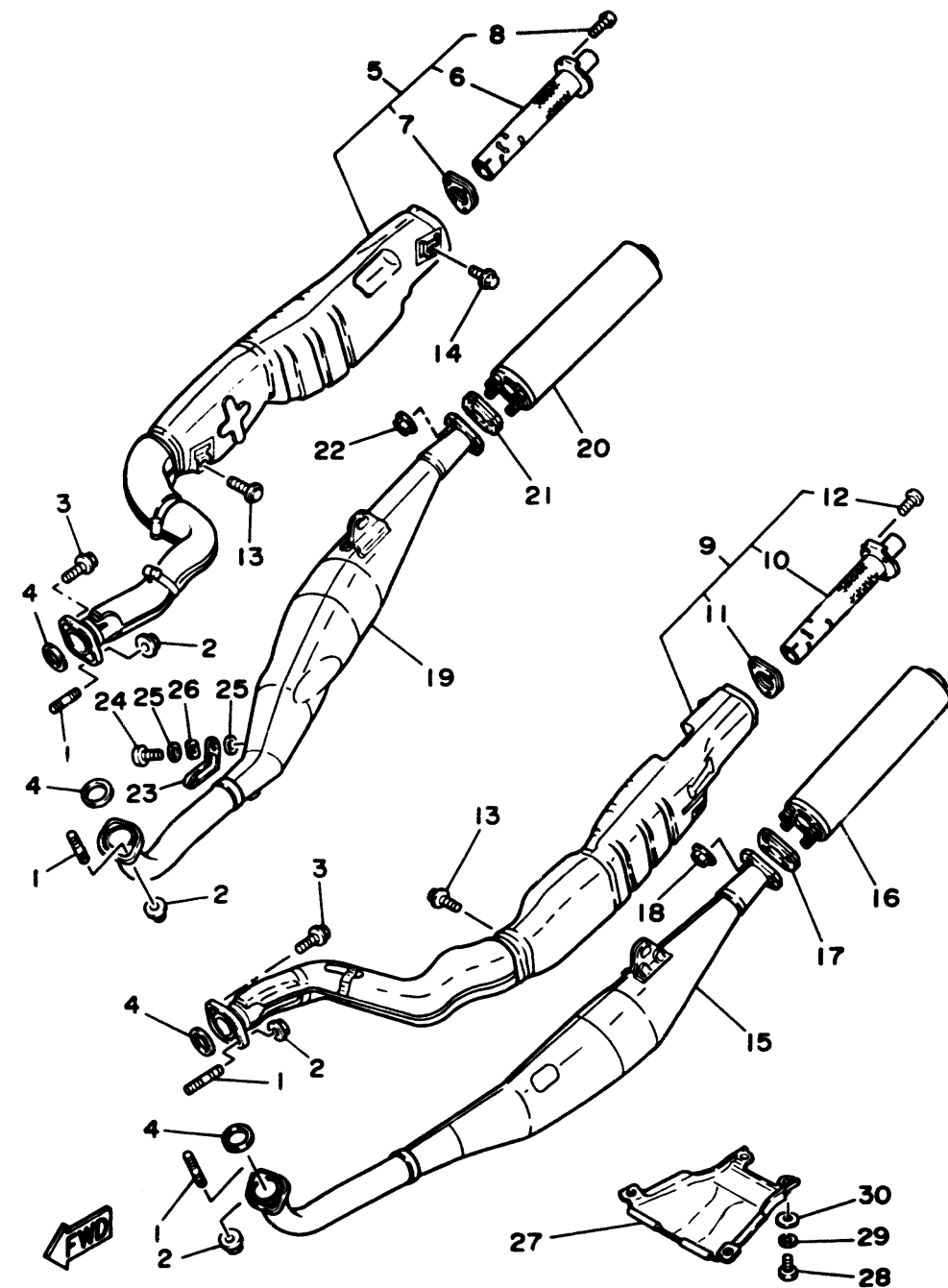


REF. NO.	PART NO.	DESCRIPTION	Q'TY	REMARKS
54	47X-1412G-00	..CABLE, starter 4	1	#4
55	47X-14931-00	..SPRING, throttle lever	1	#4
56	98501-05010	.SCREW, pan head	2	
57	98501-05016	.SCREW, pan head	4	
58	47X-14504-00	.ROD SET	1	
59	35H-14139-00	.CLIP, pipe	2	
60	9C113-10016	WAY 3	1	
61	90445-136A0	HOSE	2	
62	90445-12329	HOSE	1	
63	90446-15233	HOSE	1	
64	90467-11102	CLIP	8	
65	90445-095A1	HOSE	1	
66	90467-08003	CLIP	2	
67	98506-04010	SCREW, pan head	3	
68	92906-04100	WASHER, spring	3	
69	437-83936-10	BAND, switch cord	4	

IGGO10-5080

C4

FIG. 9 EXHAUST

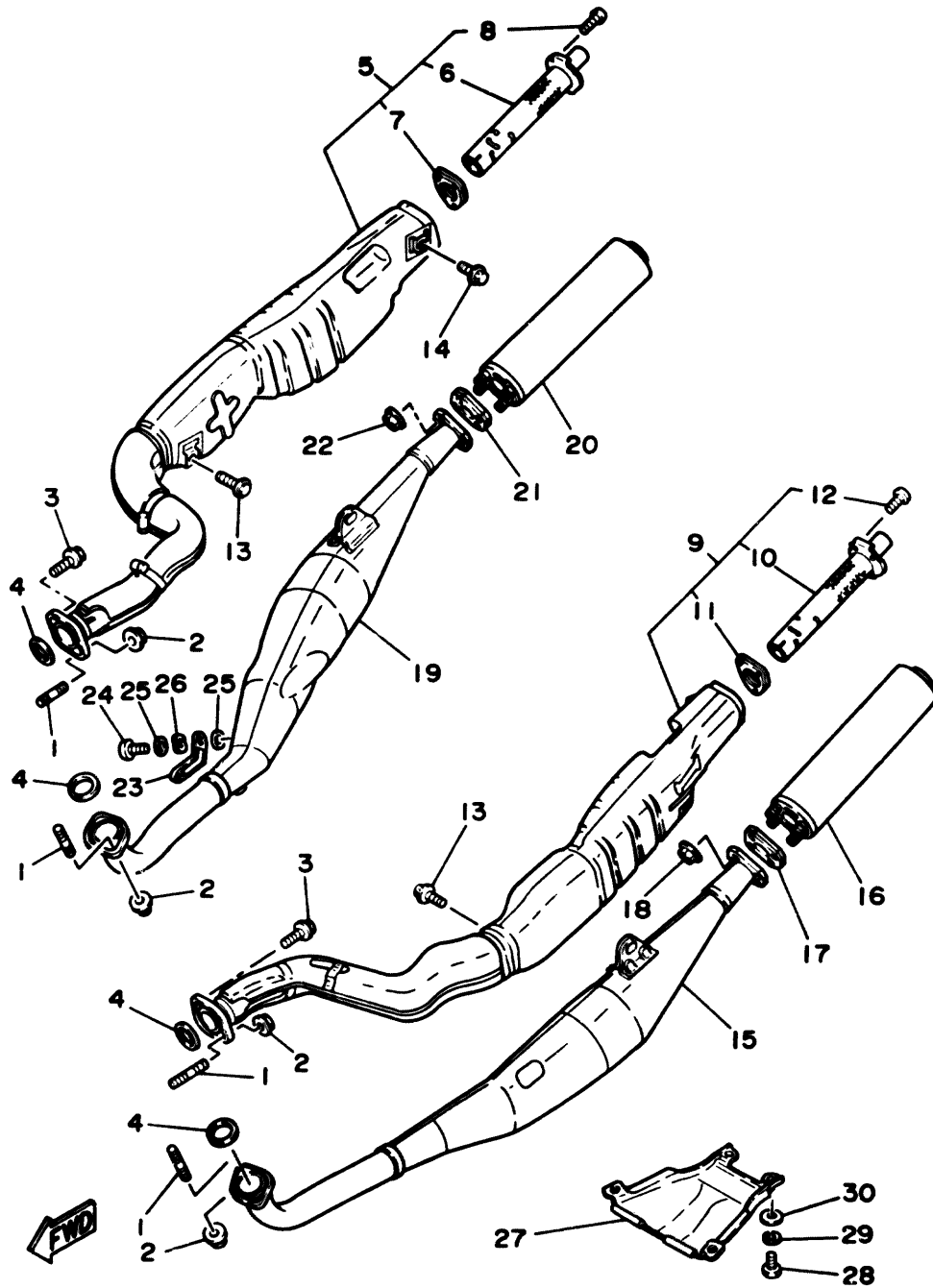


IGF171-5090

REF. NO.	PART NO.	DESCRIPTION	Q'TY	REMARKS
1	90116-08042	BOLT, stud	6	
2	90179-08299	NUT	6	
3	95021-08025	BOLT, flange	2	
4	152-14613-00	GASKET, exhaust pipe	4	
5	1GE-14610-00	EXHAUST PIPE ASSY 1	1	
6	1GE-14756-00	.SILENT PIECE	1	
7	47X-14755-00	.GASKET, silencer	1	
8	92501-06008	.SCREW, pan head	3	
9	1GE-14630-00	EXHAUST PIPE ASSY 3	1	
10	1GE-14756-00	.SILENT PIECE	1	
11	47X-14755-00	.GASKET, silencer	1	
12	92501-06008	.SCREW, pan head	3	
13	95801-08016	BOLT, flange	2	
14	95802-08012	BOLT, flange	2	
15	1GE-14621-00	PIPE, exhaust 2	1	
16	47X-14753-02	SILENCER, exhaust	1	
17	1GE-14714-00	GASKET, muffler	1	
18	90179-06476	NUT	4	
19	1GE-14641-00	PIPE, exhaust 4	1	
20	47X-14753-02	SILENCER, exhaust	1	
21	1GE-14714-00	GASKET, muffler	1	
22	90179-06476	NUT	4	
23	47X-14624-00	COVER, exhaust	1	
24	98906-06010	SCREW, bind	2	
25	583-14766-00	WASHER, protector	4	
26	90206-06060	WASHER, wave	2	
27	47X-14628-01	PROTECTOR, exhaust pipe	1	
28	97301-06020	BOLT	2	

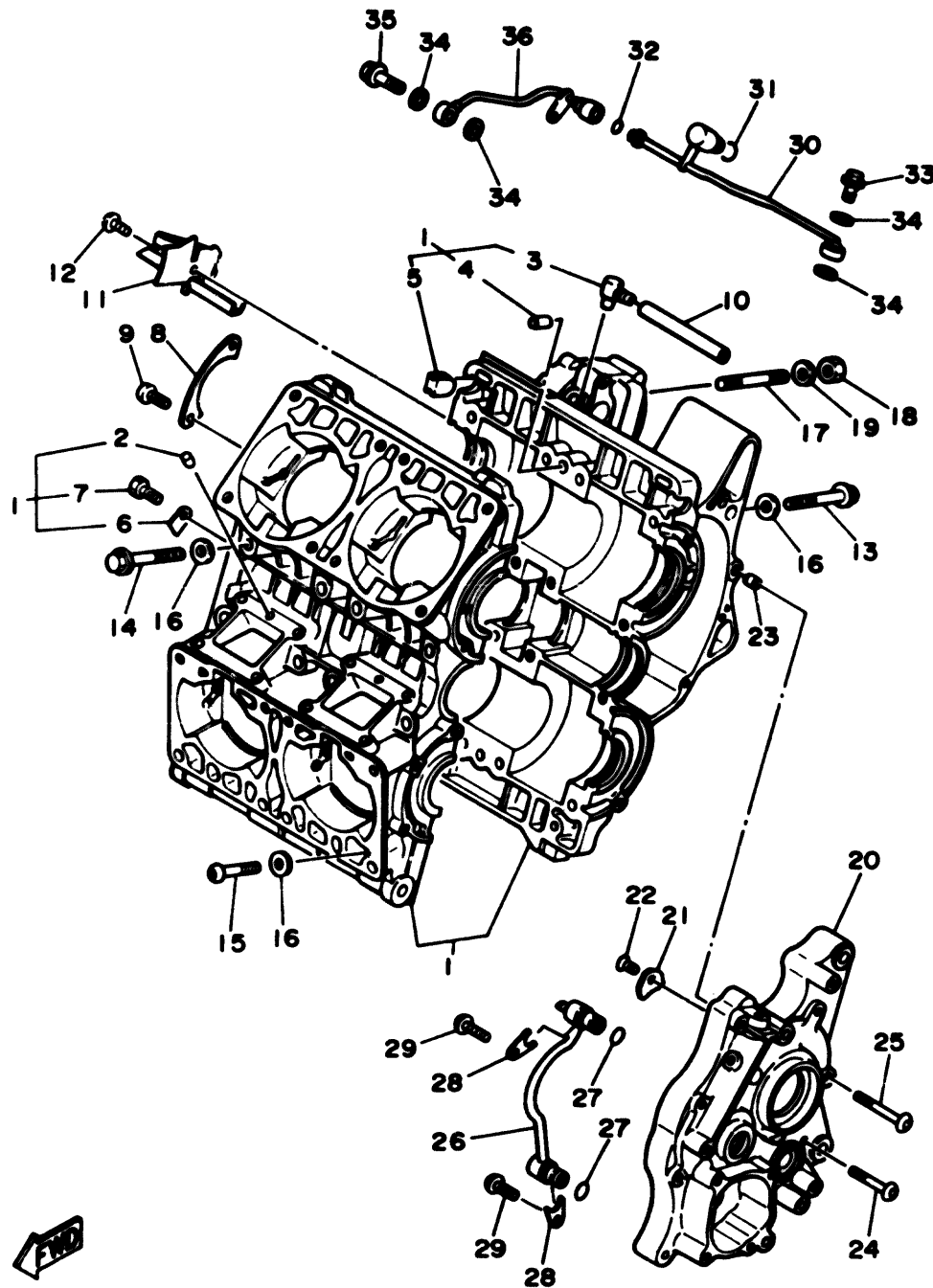
FIG. 9 EXHAUST

REF. NO.	PART NO.	DESCRIPTION	Q'TY	REMARKS
29	92990-06100	WASHER, spring	2	
30	92901-06600	WASHER, plate	2	



IGF171-5090

FIG. 10 CRANKCASE

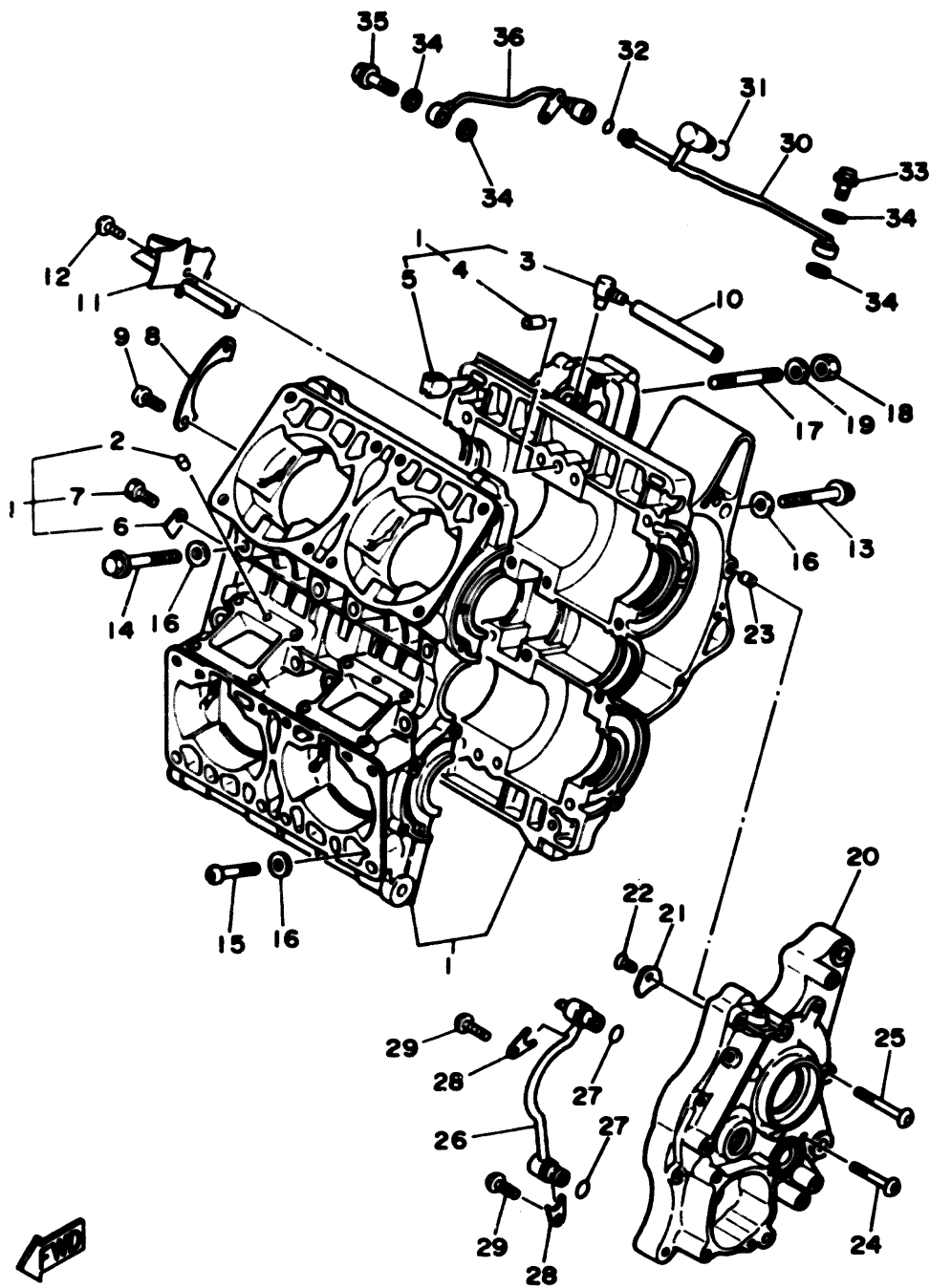


REF. NO.	PART NO.	DESCRIPTION	Q'TY	REMARKS
1	47X-15100-00	CRANKCASE ASSY	1	
2	93604-10011	.PIN, dowel	2	
3	353-13115-01	.CONNECTOR, suction pipe	1	
4	91830-21014	.PIN, dowel	2	
5	47X-15487-01	.GROMMET 2	2	
6	47X-15113-00	.PLATE	1	
7	91316-06010	.BOLT	1	
8	47X-15381-00	PLATE, bearing cover	1	
9	91316-06014	BOLT	2	
10	90445-09064	HOSE	1	
11	47X-15437-01	SCRAPER, oil	1	
12	91316-06014	BOLT	1	
13	95811-08065	BOLT, flange	13	
14	95816-08070	BOLT, flange	2	
15	90149-08198	SCREW	2	
16	90201-08675	WASHER, plate	15	
17	90116-08154	BOLT, stud	1	
18	95301-08600	NUT	1	
19	90201-08675	WASHER, plate	1	
20	47X-15131-00	CRANKCASE 3	1	
21	47X-15383-00	PLATE, bearing cover	2	
22	92701-06012	SCREW, flat head	2	
23	91830-21014	PIN, dowel	2	
24	91316-06040	BOLT	6	
25	91316-06050	BOLT	2	
26	47X-13161-01	PIPE, delivery 1	1	
27	93210-09350	O-RING	2	
28	47X-13371-00	PLATE	2	

1GG010-5100

C7

FIG. 10 CRANKCASE



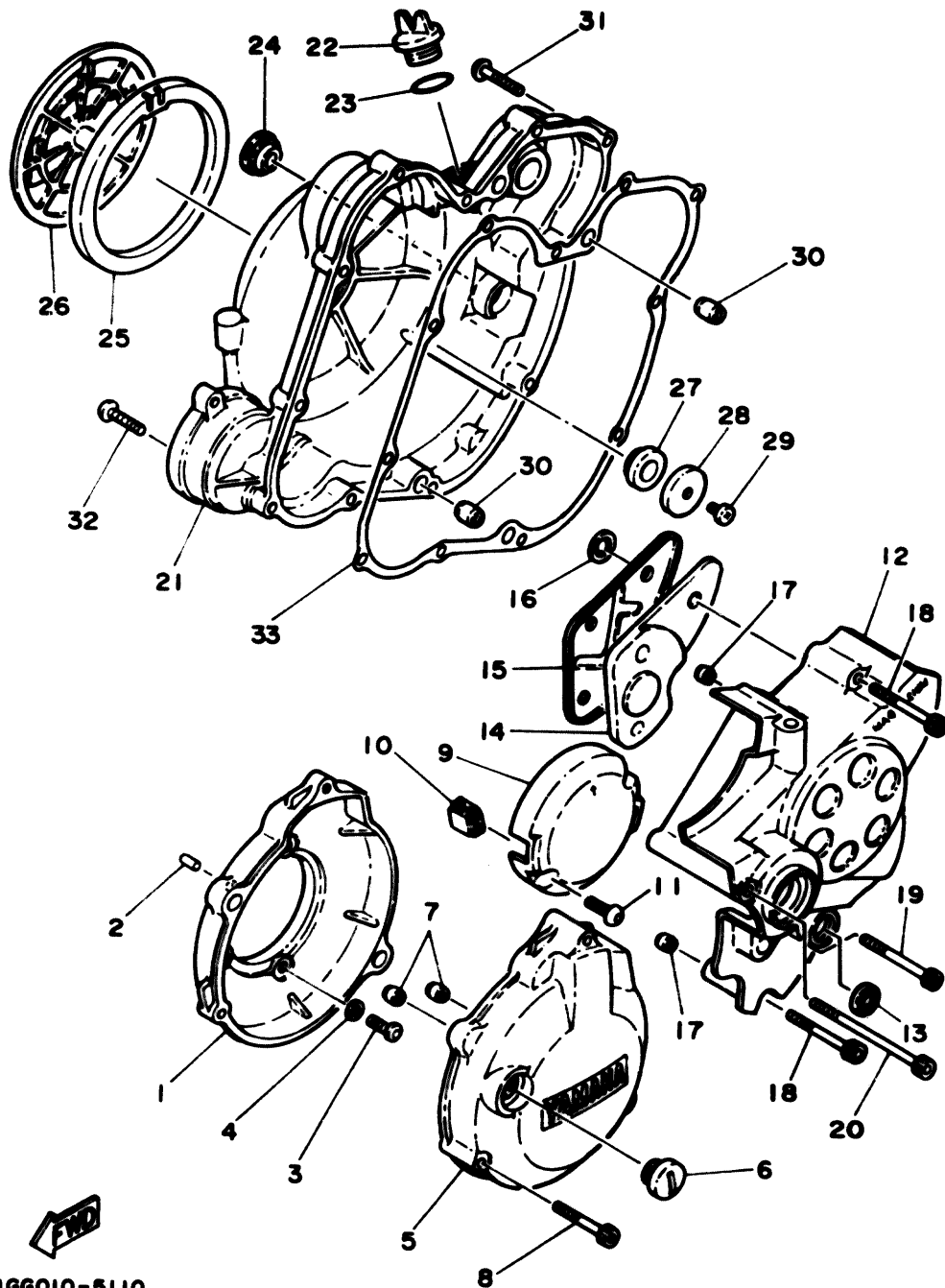
REF. NO.	PART NO.	DESCRIPTION	Q'TY	REMARKS
29	90149-06204	SCREW	2	
30	47X-13171-00	PIPE, delivery 2	1	
31	93210-09350	O-RING	1	
32	93210-07438	O-RING	1	
33	90401-08093	BOLT, union	1	
34	90430-08119	GASKET	4	
35	90401-08105	BOLT, union	1	
36	47X-13181-01	PIPE, delivery 3	1	



166010-5100

C8

FIG. 11 CRANKCASE COVER 1

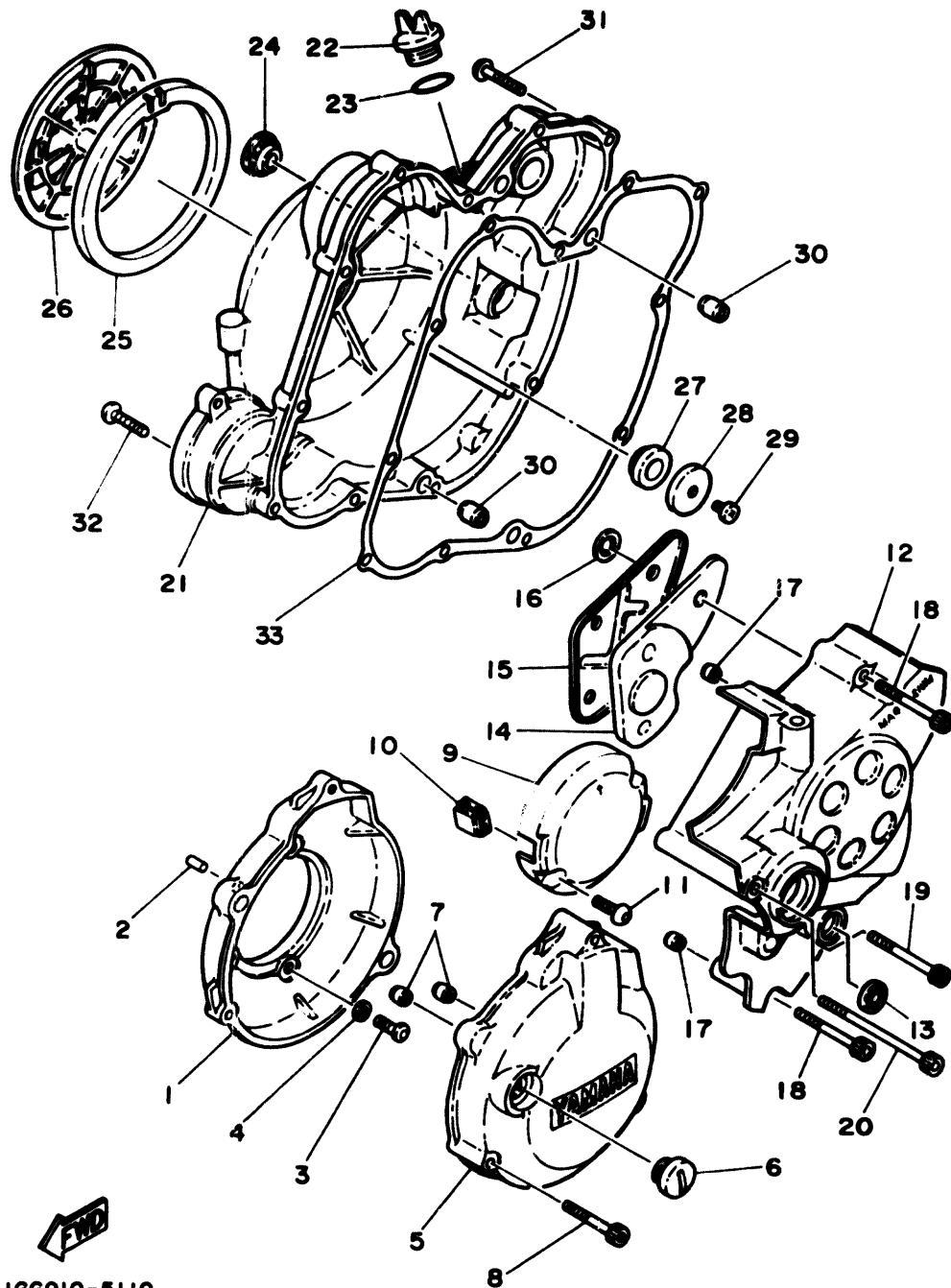


REF. NO.	PART NO.	DESCRIPTION	Q'TY	REMARKS
1	47X-15415-01	COVER, generator	1	
2	93604-10011	PIN, dowel	1	
3	9C157-06067	SCREW, pan head	3	
4	90201-064J8	WASHER, plate	3	
5	47X-15425-02	COVER, generator 2	1	
6	90340-14079	PLUG, straight screw	1	
7	91830-21014	PIN, dowel	2	
8	90110-06097	BOLT, hexagon socket head	3	
9	47X-15431-00	COVER, crankcase 3	1	
10	47X-13174-00	HOLDER, oil pipe	2	
11	91316-06020	BOLT	2	
12	47X-W1541-00	CRANKCASE COVER ASSY 1	1	
13	93104-11056	OIL SEAL	1	
14	47X-15326-00	DAMPER, engine mount 2	1	
15	47X-15427-00	COVER, cap 2	1	
16	90183-10034	NUT, spring	3	
17	91810-18016	PIN, dowel	2	
18	91316-06050	BOLT	4	
19	91316-06060	BOLT	1	
20	91316-06090	BOLT	1	
21	47X-15421-00	COVER, crankcase 2	1	
22	3Y1-15363-00	PLUG, oil	1	
23	93210-19123	O-RING	1	
24	3Y1-15361-00	GAUGE, level	1	
25	47X-15449-00	RING, rubber	1	
26	47X-15417-01	COVER, cap	1	
27	4H7-15486-00	GROMMET	1	
28	90209-06096	WASHER	1	



IGG010-5110

FIG. 11 CRANKCASE COVER 1



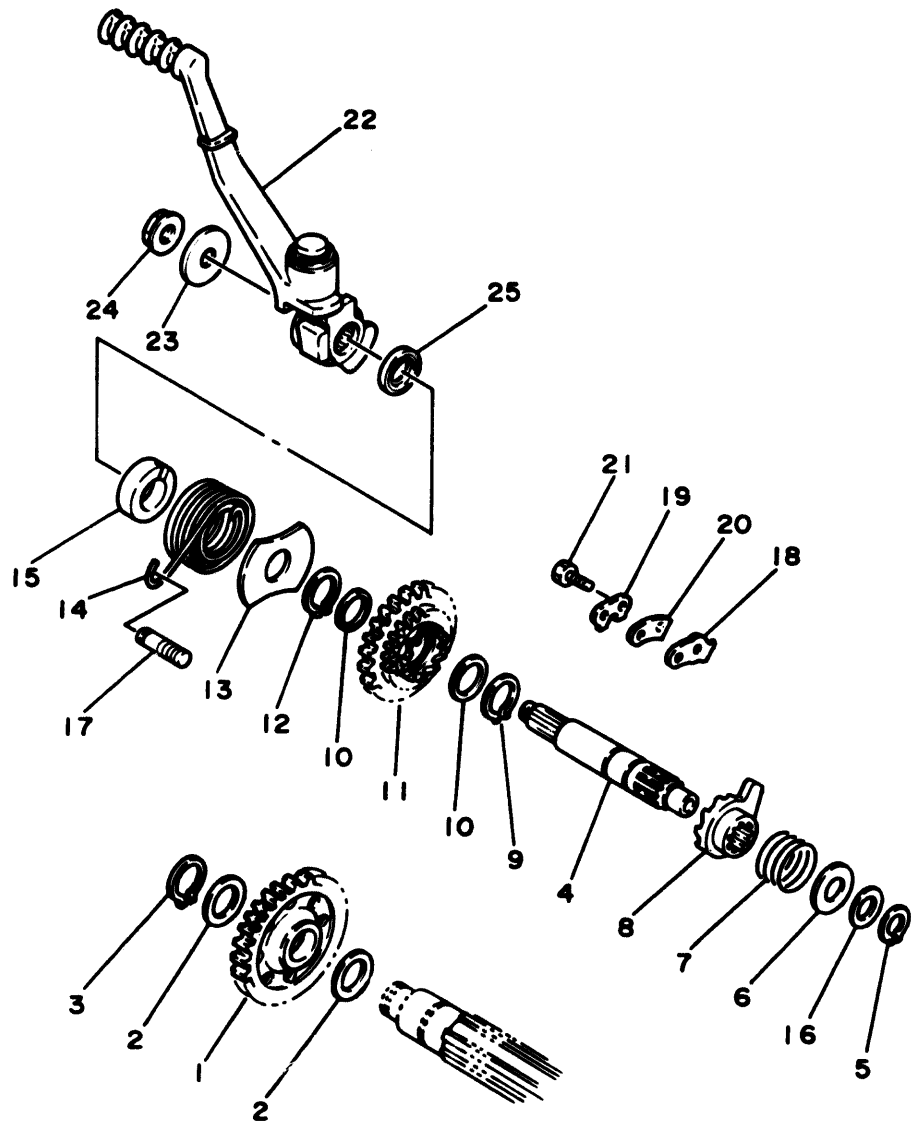
REF. NO.	PART NO.	DESCRIPTION	Q'TY	REMARKS
29	92501-06008	SCREW, pan head	1	
30	91830-21014	PIN, dowel	2	
31	91316-06030	BOLT	10	
32	91311-06025	BOLT	1	
33	47X-15461-00	GASKET, crankcase cover 2	1	



1GG010-5110

C10

FIG. 12 STARTER



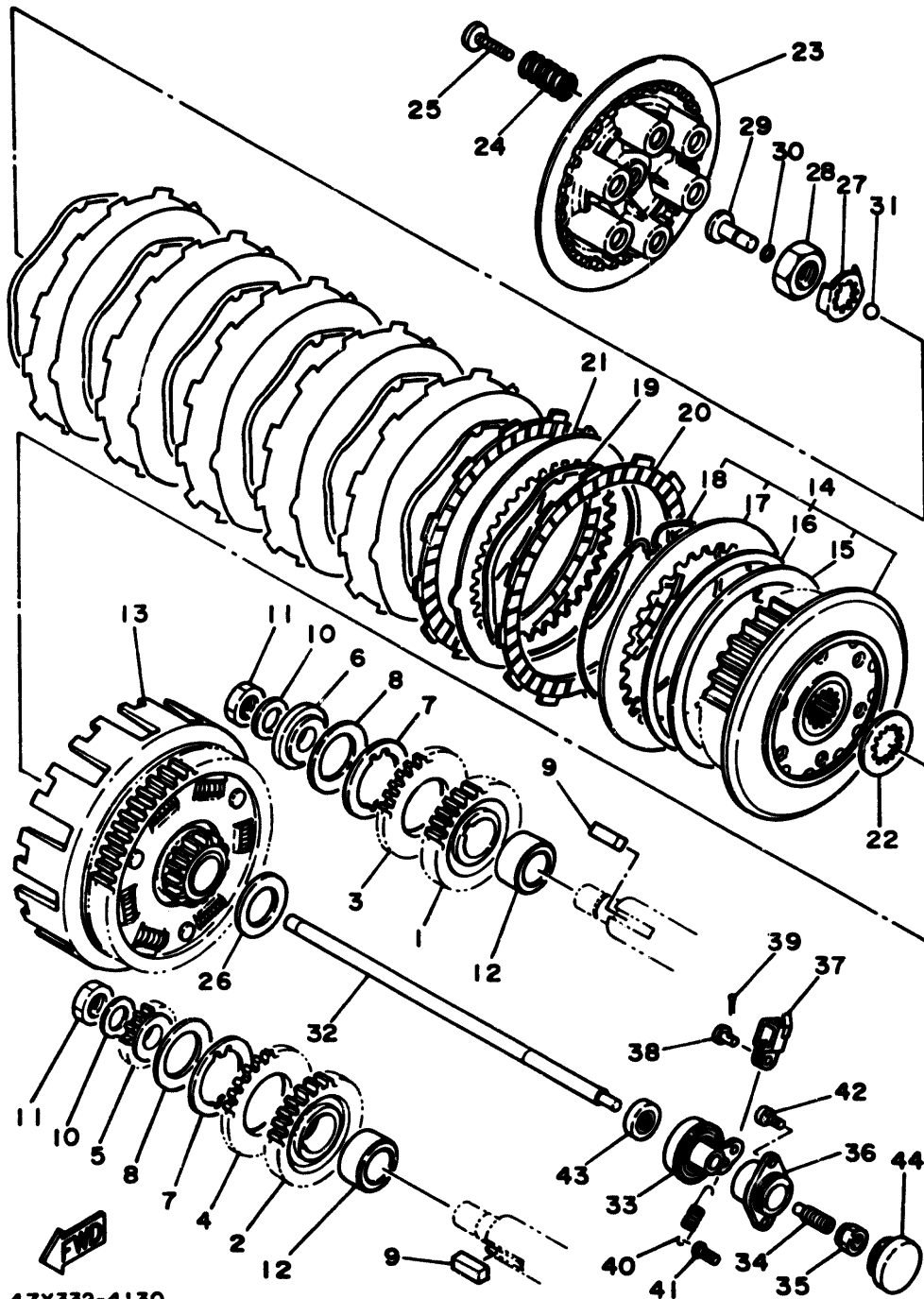
REF. NO.	PART NO.	DESCRIPTION	Q'TY	REMARKS
1	47X-15651-00	GEAR, kick idle	1	
2	90201-220J8	WASHER, plate	2	
3	99009-22400	CIRCLIP	1	
4	47X-15661-00	AXLE, kick	1	
5	99009-15400	CIRCLIP	1	
6	168-15676-00	COVER, spring	1	
7	90501-16107	SPRING, compression	1	
8	2K7-15671-01	WHEEL, ratchet	1	
9	93410-20038	CIRCLIP	1	
10	90201-20685	WASHER, plate (0.5T)	2	
11	47X-15640-00	KICK GEAR ASSY	1	
12	99009-20400	CIRCLIP	1	
13	2K7-15676-00	COVER, spring	1	
14	90508-32668	SPRING, torsion	1	
15	2K7-15664-00	GUIDE, spring	1	
16	90201-15701	WASHER, plate (1.0T)	1	
17	2X6-15668-00	STOPPER	1	
18	47X-15674-00	GUIDE, ratchet wheel	1	
19	214-15686-00	WASHER, lock	1	
20	2K7-15668-00	STOPPER	1	
21	97311-06016	BOLT	2	
22	47X-15620-01	KICK CRANK ASSY	1	
23	90201-121J0	WASHER, plate	1	
24	90179-12244	NUT	1	
25	93102-20309	OIL SEAL	1	



47X332-4120

C11

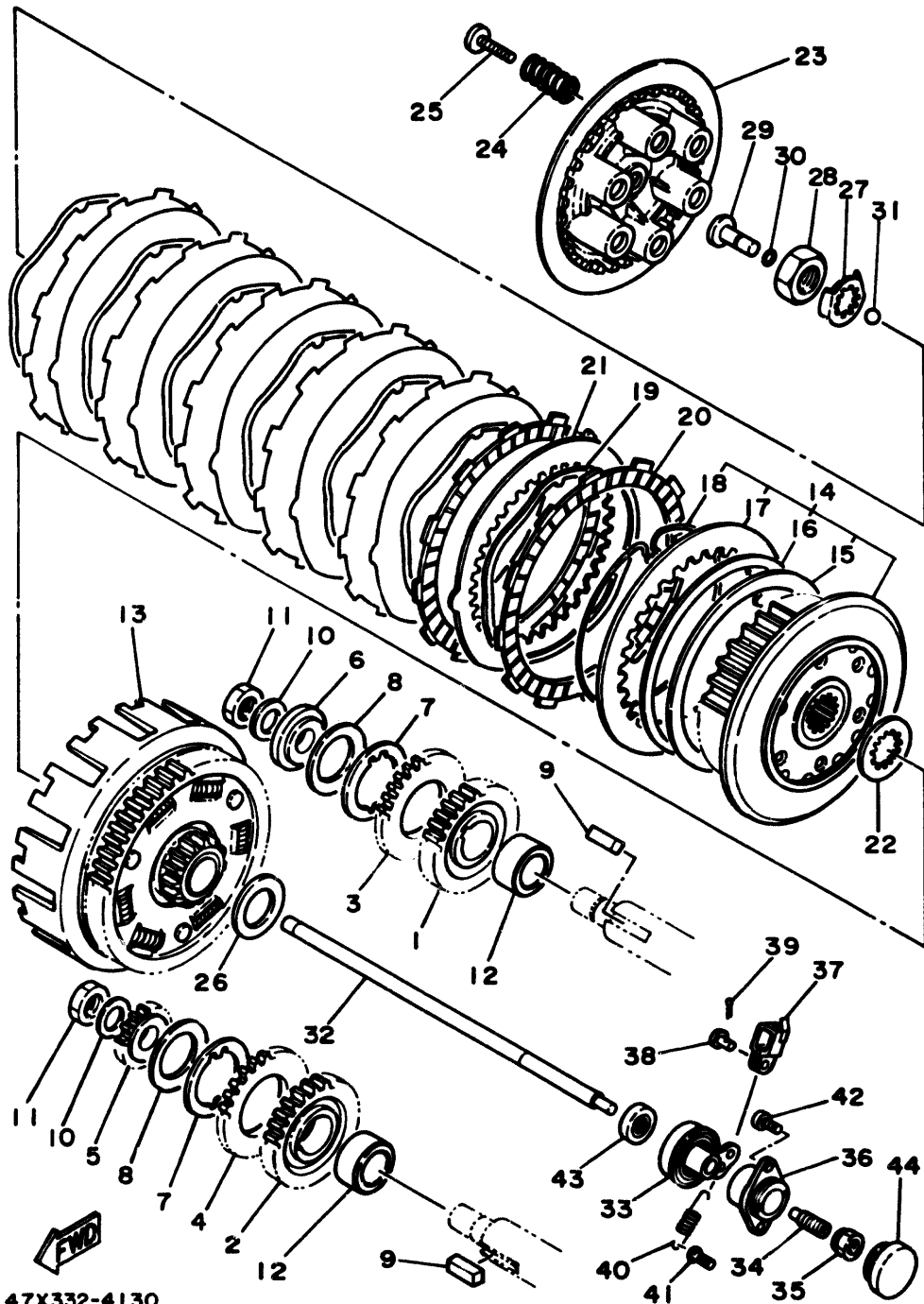
FIG. 13 CLUTCH



47X332-4130

REF. NO.	PART NO.	DESCRIPTION	Q'TY	REMARKS
1	47X-16111-00	GEAR, primary drive	1	
2	47X-16131-00	GEAR, primary drive 2	1	
3	47X-16162-00	GEAR, primary drive 3	1	
4	47X-16137-00	GEAR, primary drive	1	
5	47X-12436-00	GEAR, drive	1	
6	47X-16118-00	PLATE, side 1	1	
7	47X-16114-00	PLATE, thrust 2	2	
8	47X-16119-01	SPRING, belleville	2	
9	90282-07057	KEY, straight	2	
10	90208-16019	WASHER, conical spring	2	
11	90170-16182	NUT	2	
12	90560-25259	SPACER	2	
13	47X-16150-00	PRIMARY DRIVEN GEAR COMP.	1	
14	47X-16370-00	CLUTCH BOSS ASSY	1	
15	2H7-16384-00	.PLATE, seat	1	
16	47X-16383-00	.SPRING, clutch boss	1	
17	2H7-16325-00	.PLATE, clutch 2	1	
18	47X-16385-00	.RING, clutch boss	1	
19	47X-16367-00	RING, cushion	7	
20	47X-16321-00	PLATE, friction	7	
21	47X-16324-00	PLATE, clutch 1	6	
22	47X-16164-00	PLATE, thrust 2	1	
23	47X-16351-00	PLATE, pressure 1	1	
24	90501-23142	SPRING, compression	6	
25	90151-06030	SCREW, countersunk	6	
26	90201-25168	WASHER, plate	1	
27	90215-22244	WASHER, lock	1	
28	90170-20323	NUT	1	

C12



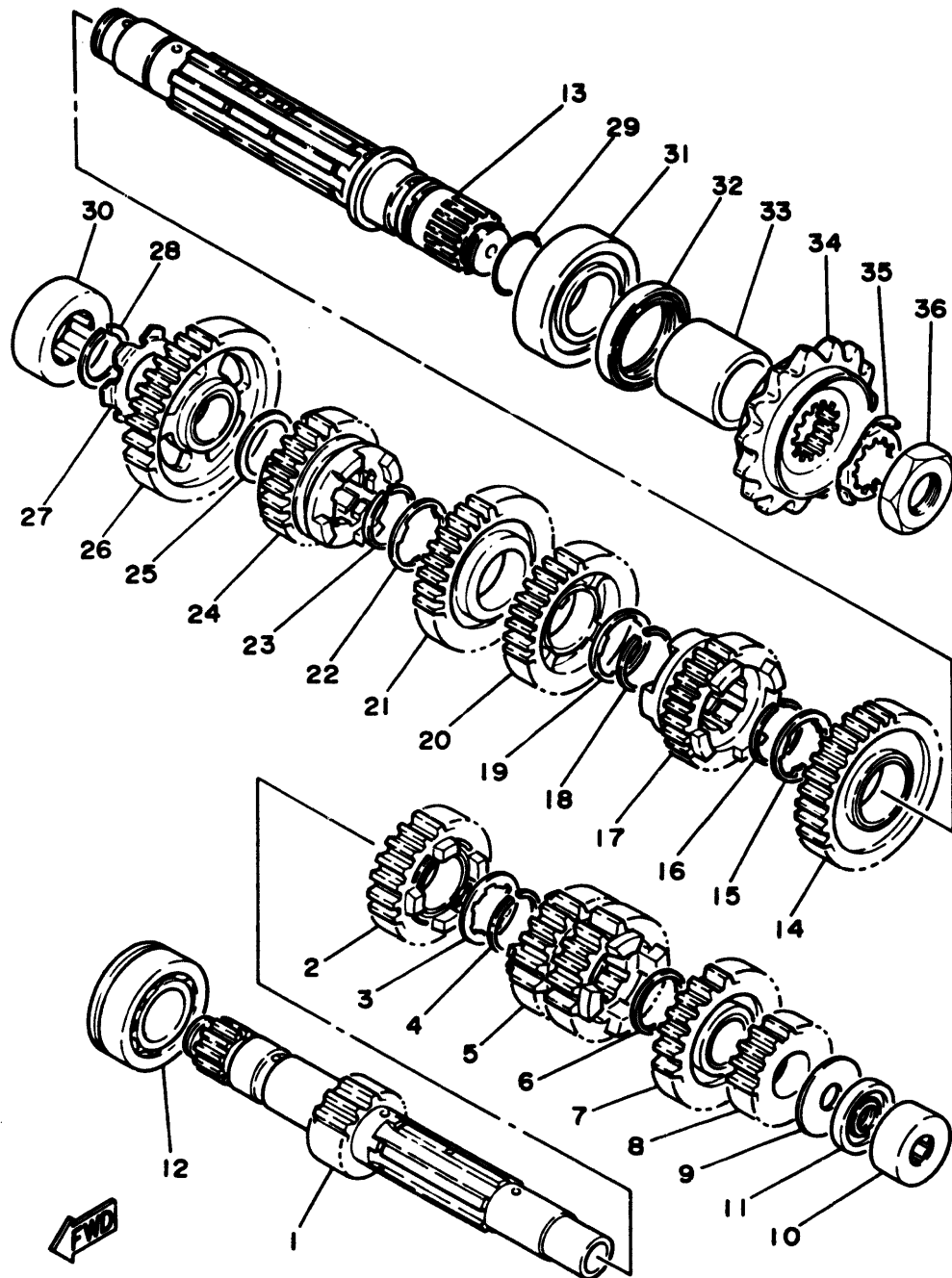
47X332-4130

FIG. 13 CLUTCH

REF. NO.	PART NO.	DESCRIPTION	Q'TY	REMARKS
29	12R-16356-00	ROD, push 1	1	
30	93210-06632	O-RING	1	
31	93511-32017	BALL	1	
32	47X-16357-00	ROD, push 2	1	
33	47X-16340-00	PUSH LEVER ASSY	1	
34	90113-08021	BOLT, set	1	
35	90179-08179	NUT	1	
36	47X-16304-00	BALL SCREW HOUSING ASSY	1	
37	1J7-16389-00	JOINT	1	
38	90240-06005	PIN, clevis	1	
39	91401-10010	PIN, cotter	1	
40	90506-09232	SPRING, tension	1	
41	132-16346-00	HOOK, spring	1	
42	90157-05065	SCREW, pan head	2	
43	371-15389-00	SEAL, push rod	1	
44	1L9-15417-00	COVER, cap	1	

C13

FIG. 14 TRANSMISSION

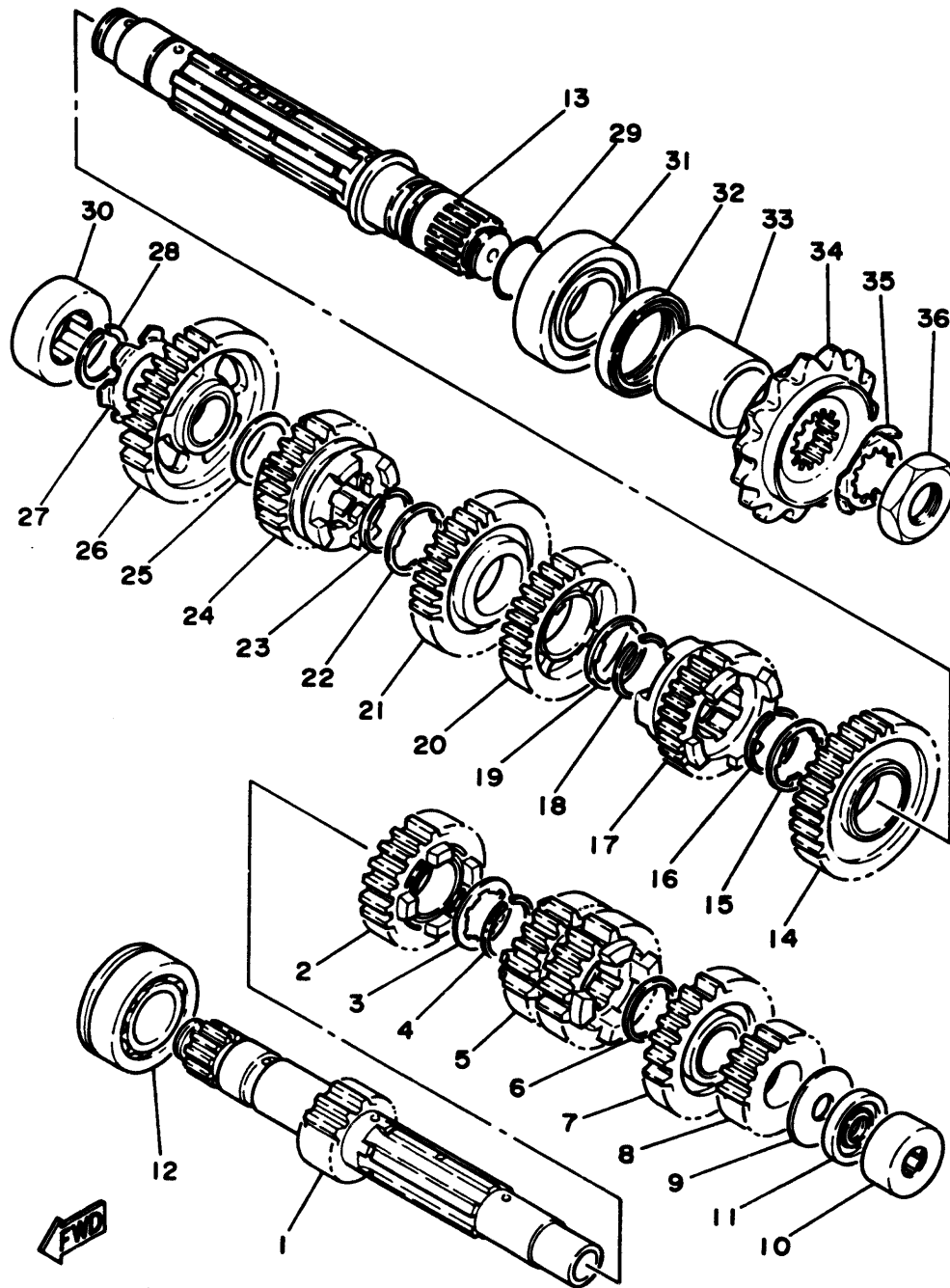


47X332-4140

REF. NO.	PART NO.	DESCRIPTION	Q'TY	REMARKS
1	47X-17411-00	AXLE, main (15T)	1	
2	47X-17151-00	GEAR, 5th pinion (23T)	1	
3	90209-25196	WASHER	1	
4	93440-28062	CIRCLIP	1	
5	47X-17131-00	GEAR, 3rd/4th pinion (22T,24T)	1	
6	90201-230J6	WASHER, plate	1	
7	47X-17161-00	GEAR, 6th pinion (24T)	1	
8	47X-17121-00	GEAR, 2nd pinion (19T)	1	
9	90201-200J7	WASHER, plate	1	
10	93311-42056	BEARING, cylindrical	1	
11	93104-20084	OIL SEAL	1	
12	93305-20504	BEARING (B5205)	1	
13	47X-17421-00	AXLE, drive	1	
14	47X-17221-00	GEAR, 2nd wheel (32T)	1	
15	90209-27268	WASHER	1	
16	93440-30077	CIRCLIP	1	
17	47X-17261-00	GEAR, 6th wheel (23T)	1	
18	93440-30077	CIRCLIP	1	
19	90209-27192	WASHER	1	
20	47X-17241-00	GEAR, 4th wheel (28T)	1	
21	47X-17231-00	GEAR, 3rd wheel (30T)	1	
22	90209-27192	WASHER	1	
23	93440-30077	CIRCLIP	1	
24	47X-17251-00	GEAR, 5th wheel (24T)	1	
25	90201-25290	WASHER, plate	1	
26	47X-17211-00	GEAR, 1st wheel (36T)	1	
27	90209-25260	WASHER	1	
28	93410-25010	CIRCLIP	1	

C14

FIG. 14 TRANSMISSION



REF. NO.	PART NO.	DESCRIPTION	Q'TY	REMARKS
29	93210-27666	O-RING	1	
30	93311-92557	BEARING, cylindrical	1	
31	93306-20634	BEARING	1	
32	93102-40333	OIL SEAL	1	
33	90387-306K6	COLLAR	1	
34	47X-17461-51	SPROCKET, drive (15T)	1	
35	90215-26241	WASHER, lock	1	
36	90179-22477	NUT	1	

47X332-4140

CONTENTS

GENERAL SPEC.

ENGINE

Cylinder	B2 ~ B4
Crankshaft · Piston	B5 ~ B6
Water Pump · Piping	B7 ~ B8
Radiator · Hose	B9 ~ B10
Oil Pump 1	B11
Oil Pump 2	B12 ~ B13
Intake	B14 ~ B15
Carburetor	C2 ~ C4
Exhaust	C5 ~ C6
Crankcase	C7 ~ C8
Crankcase Cover 1	C9 ~ C10
Starter	C11
Clutch	C12 ~ C13
Transmission	C14 ~ C15
Shift Cam · Fork	D2
Shift Shaft	D3

CHASSIS

Frame	D4 ~ D5
Fender	D6
Side Cover	D7 ~ D8
Oil Tank	D9
Rear Arm	D10 ~ D11
Rear Suspension	D12
Steering	D13
Front Fork	D14 ~ E2
Fuel Tank	E3 ~ E4
Seat	E5 ~ E6
Front Wheel	E7

Front Brake Caliper	E8
Rear Wheel	E9 ~ E10
Rear Brake Caliper	E11
Steering Handle · Cable	E12
Front Master Cylinder	E13
Stand · Footrest	E14 ~ E15
Rear Master Cylinder	F2 ~ F3
Cowling 1	F4 ~ F6
Generator	F7
Flasher Light	F8
Meter	F9
Headlight	F10
Taillight	F11
Handle Switch · Lever	F12
Electrical 1	F13 ~ F14
Electrical 2	F15

INDEX (GENERAL SPEC.)

Numerical Index	L2 ~ L6
-----------------------	---------

INDIVIDUAL SPEC.

FOR NORWAY

Alternate (Chassis)	G3
Alternate (Headlight)	G4

FOR SWEDEN

Alternate (Engine)	G6
Alternate (Chassis)	G7
Alternate (Headlight)	G8

FOR FINLAND

Alternate (Chassis)	G10
Alternate (Headlight)	G11

FOR DENMARK

Alternate (Chassis)	G13
Alternate (Headlight)	G14

FOR AUSTRIA

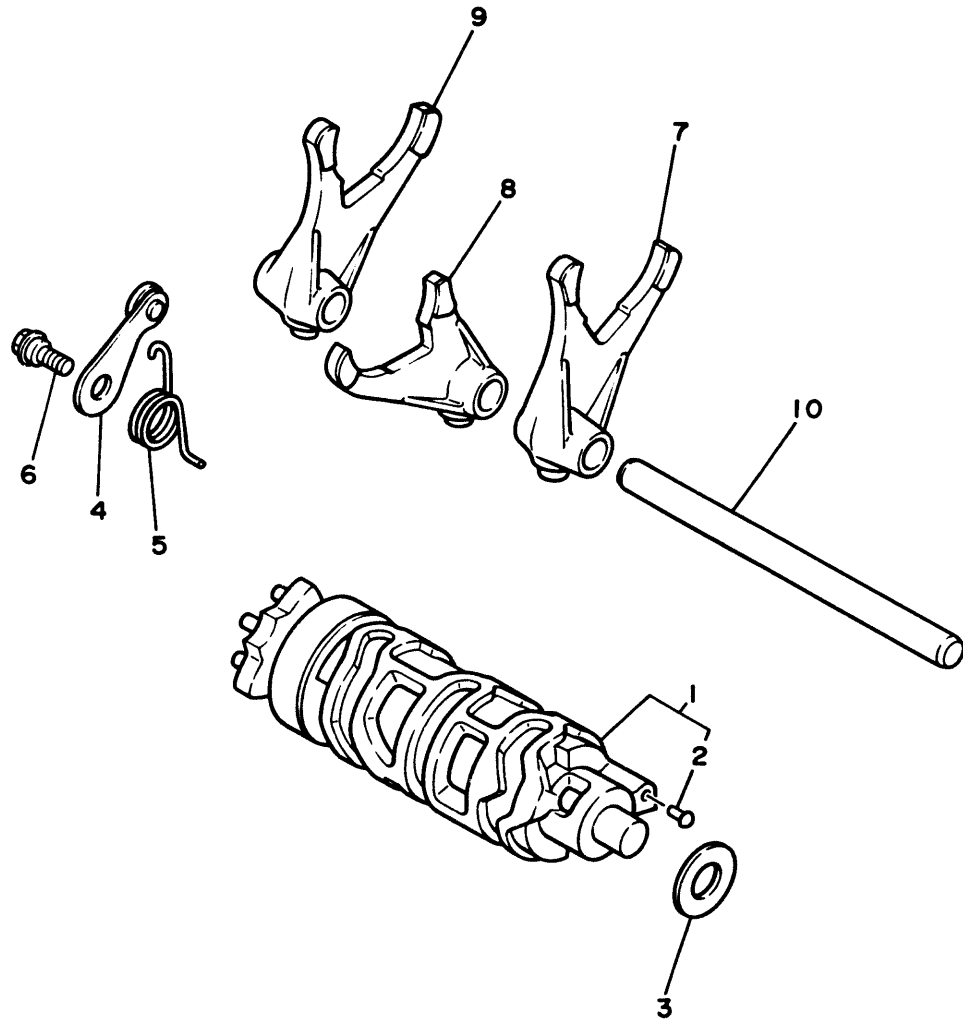
Alternate (Chassis)	H2 ~ H3
---------------------------	---------

INDEX INDIVIDUAL SPEC.

Numerical Index	M2
-----------------------	----

FIG. 15 SHIFT CAM. FORK

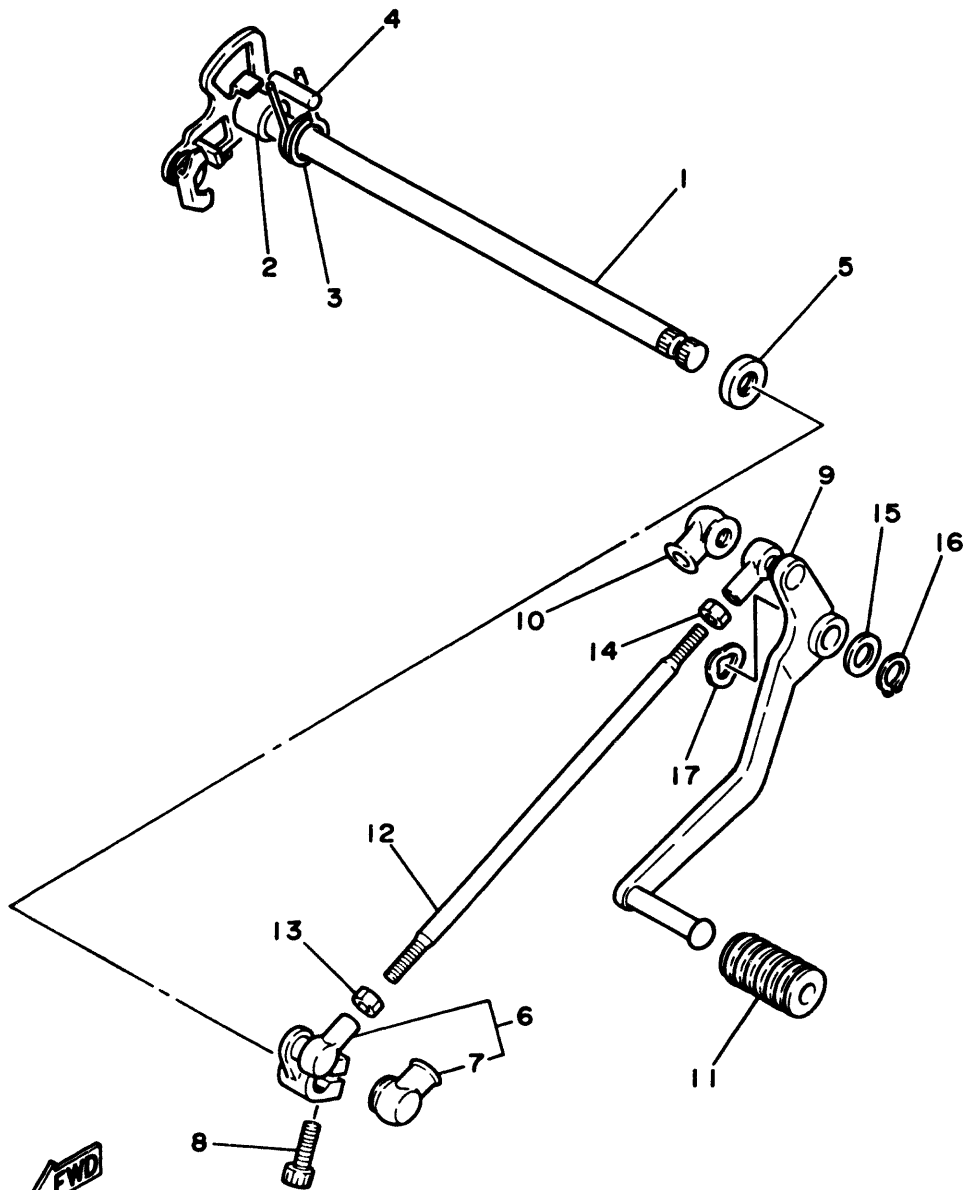
REF. NO.	PART NO.	DESCRIPTION	Q'TY	REMARKS
1	47X-18540-00	SHIFT CAM ASSY	1	
2	136-18542-00	.POINT, neutral	1	
3	90201-127E1	WASHER, plate	1	
4	3R4-18140-00	STOPPER LEVER ASSY	1	
5	90508-26674	SPRING, torsion	1	
6	1W1-18177-00	BOLT, stopper	1	
7	47X-18511-00	FORK, shift 1	1	
8	47X-18512-00	FORK, shift 2	1	
9	47X-18513-00	FORK, shift 3	1	
10	47X-18531-00	BAR, shift fork guide 1	1	



47X332-4150

D2

FIG. 16 SHIFT SHAFT



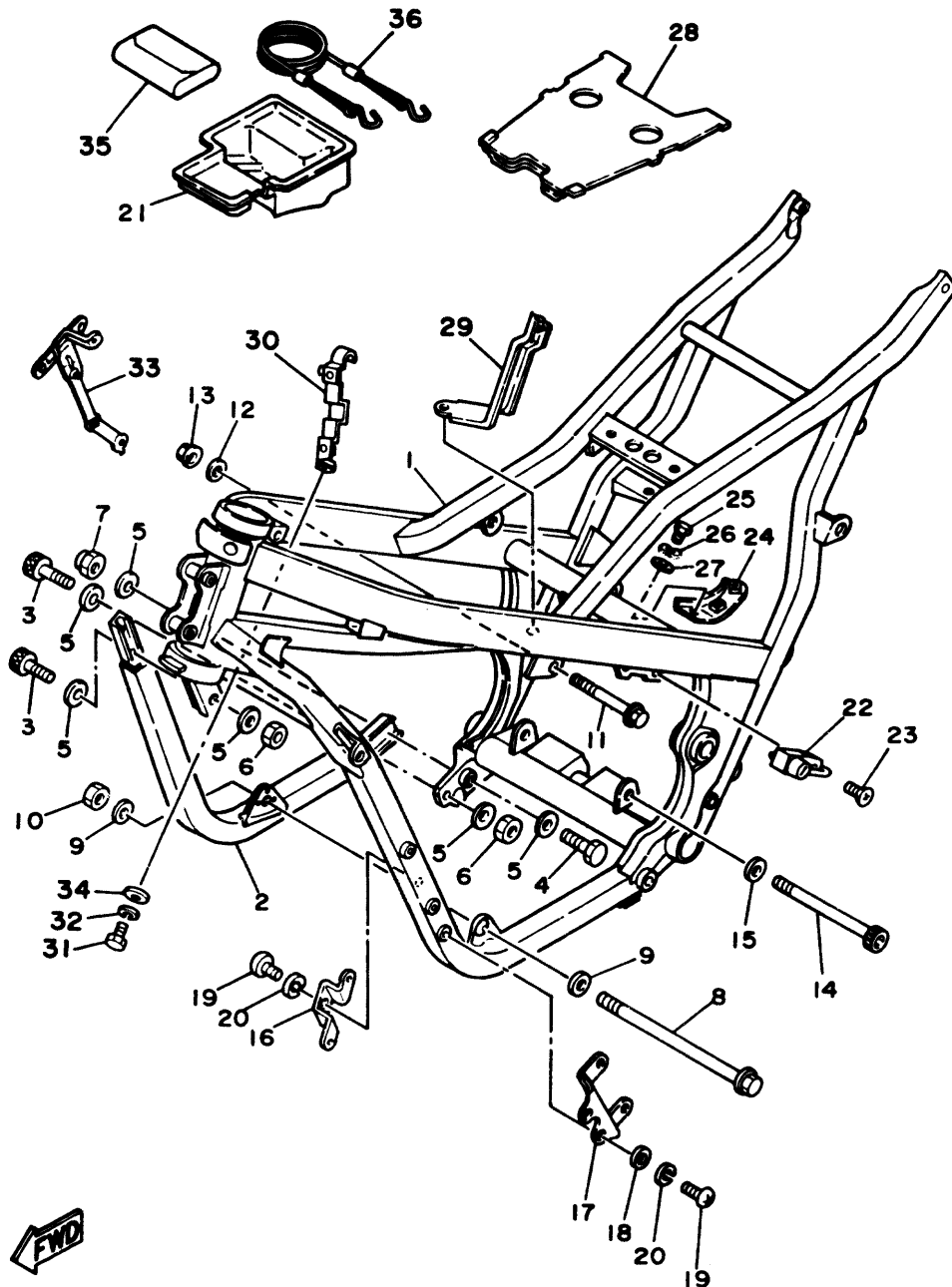
REF. NO.	PART NO.	DESCRIPTION	Q'TY	REMARKS
1	47X-18101-00	SHIFT SHAFT ASSY	1	
2	90560-12171	SPACER	1	
3	90508-29361	SPRING, torsion	1	
4	93608-25150	PIN, dowel	1	
5	93102-12106	OIL SEAL	1	
6	47X-18112-00	ARM, shift	1	
7	2H9-18154-00	.COVER, dust	1	
8	91311-06020	BOLT	1	
9	47X-18111-00	PEDAL, shift	1	
10	2H9-18154-00	COVER, dust	1	
11	132-18113-01	COVER, shift pedal	1	
12	47X-18115-00	ROD, shift	1	
13	95303-06700	NUT	1	
14	90170-06228	NUT	1	
15	90201-12688	WASHER, plate	1	
16	99009-12400	CIRCLIP	1	
17	90206-12074	WASHER, wave	1	

47X332-4160



D3

FIG. 17 FRAME



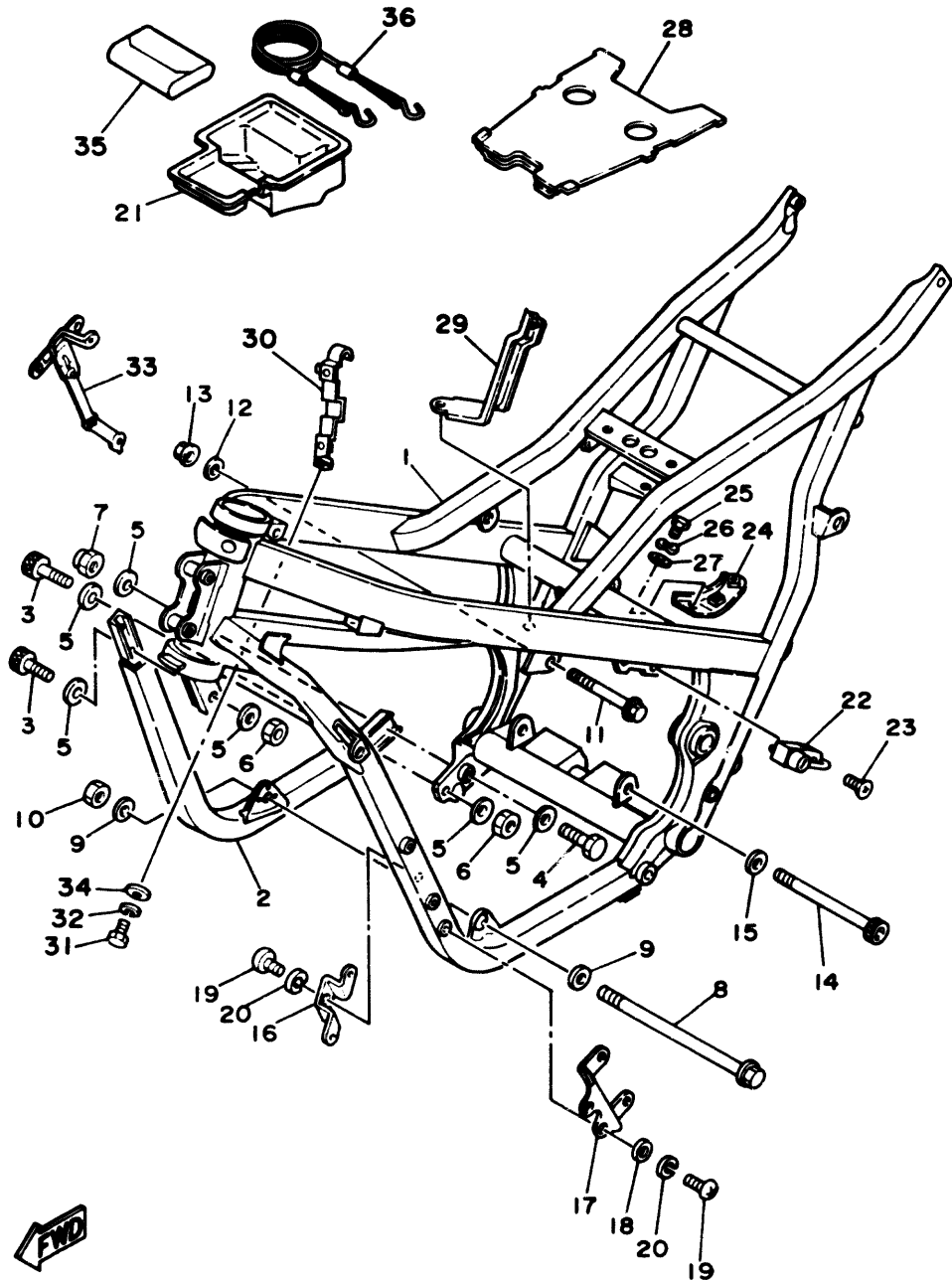
REF. NO.	PART NO.	DESCRIPTION	Q'TY	REMARKS
1	1GE-21110-00-35	FRAME COMP.	1	silver
2	47X-21140-00-35	DOWN TUBE COMP.	1	silver
3	91316-08035	BOLT	3	
4	90101-08629	BOLT	1	
5	90201-086J0	WASHER, plate	8	
6	95316-08600	NUT	3	
7	95616-08100	NUT, u	1	
8	90105-08346	BOLT, washer based	1	
9	92906-08200	WASHER, plain	2	
10	95316-08600	NUT	1	
11	97316-08115	BOLT	1	
12	90201-083F7	WASHER, plate	1	
13	95706-08500	NUT, flange	1	
14	91316-08165	BOLT	1	
15	92906-08200	WASHER, plain	1	
16	47X-21287-01	BRACKET, regulator	1	
17	51X-21359-00	BRACKET, coil	1	
18	90201-065E9	WASHER, plate	2	
19	92506-06020	SCREW, pan head	3	
20	92906-06100	WASHER, spring	3	
21	47X-21171-00	BOX, tool	1	
22	47X-21308-00	HELMET HANGER ASSY	1	
23	90149-06154	SCREW	1	
24	47X-2139H-00	BRACKET 6	1	
25	97301-06016	BOLT	1	
26	92901-06700	WASHER, wave	1	
27	92990-06600	WASHER, plate	1	
28	1GE-2117G-00	PROTECTOR	1	



IGF171-5170

D4

FIG. 17 FRAME



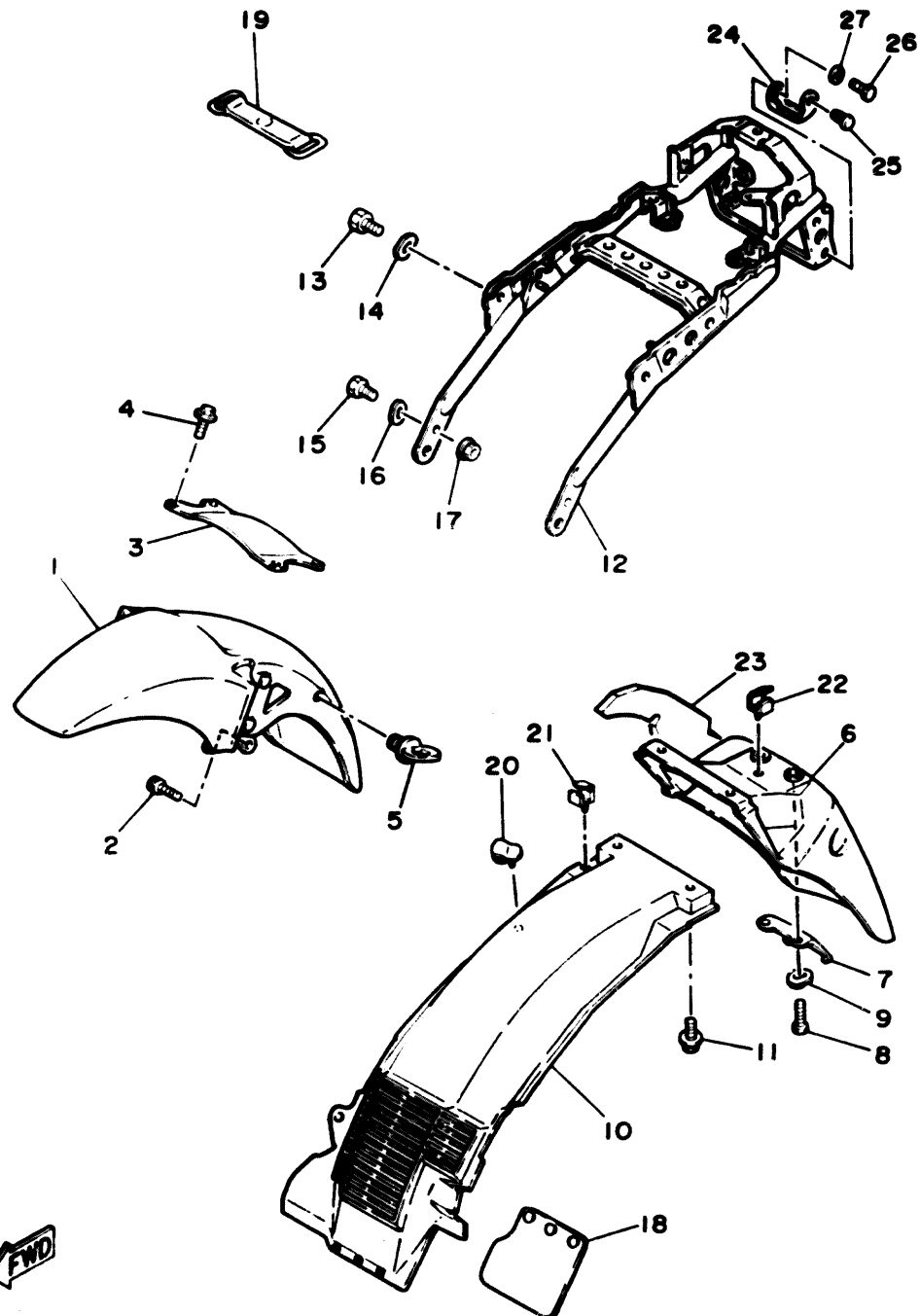
REF. NO.	PART NO.	DESCRIPTION	Q'TY	REMARKS
29	47X-21395-00	BRACKET, battery box 3	1	
30	47X-2135Y-00	BRACKET, ignition coil	1	
31	97301-06016	BOLT	1	
32	92990-06100	WASHER, spring	1	
33	47X-2139J-00	BRACKET 7	1	
34	92901-06200	WASHER, plain	1	
35	47X-28100-00	TOOL KIT	1	
36	47X-2814A-00	WIRE, hook	1	



IGF171-5170

D5

FIG. 18 FENDER



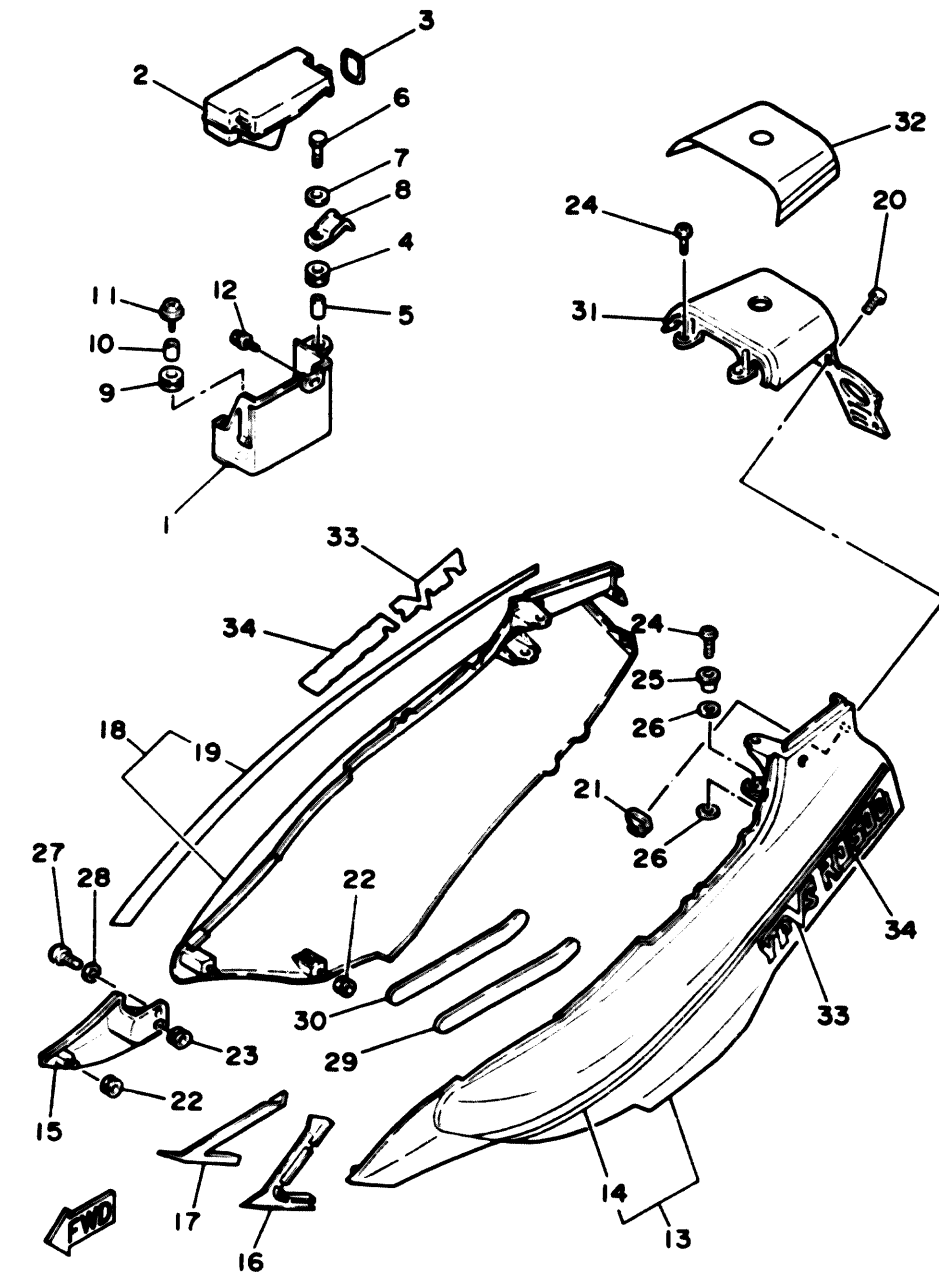
REF. NO.	PART NO.	DESCRIPTION	Q'TY	REMARKS
1	47X-21510-00-1X	FRONT FENDER COMP.	1	UR stormy red
	47X-21510-00-2X	FRONT FENDER COMP.	1	UR new yamaha black
2	91311-06025	BOLT	4	
3	47X-2313A-00	BRACE, fork	1	
4	95023-06012	BOLT, flange	4	
5	1A8-21518-00	HOLDER, cable	1	
6	47X-21611-C1	FENDER, rear	1	
7	47X-21628-00	REINFORCEMENT	1	
8	97302-06014	BOLT	2	
9	92901-06700	WASHER, wave	2	
10	47X-21629-03	GUARD, mud	1	
11	90119-06056	BOLT, with washer	3	
12	1GE-21645-00	STAY, rear	1	
13	97302-08020	BOLT	2	
14	92901-08700	WASHER, wave	2	
15	97302-08020	BOLT	2	
16	92901-08700	WASHER, wave	2	
17	95702-08100	NUT, flange	2	
18	34X-21691-00	FLAP	1	
19	122-82131-00	BAND, battery	1	
20	90464-10046	CLAMP	1	
21	90464-16021	CLAMP	1	
22	90464-16021	CLAMP	1	
23	1GE-21652-00	PROTECTOR	1	
24	47X-2172E-00	STAY, side cover 1	2	
25	10V-21717-00	DAMPER, side cover	2	
26	97302-08012	BOLT	2	
27	92901-08700	WASHER, wave	2	



IGE300-5180

D6

FIG. 19 SIDE COVER

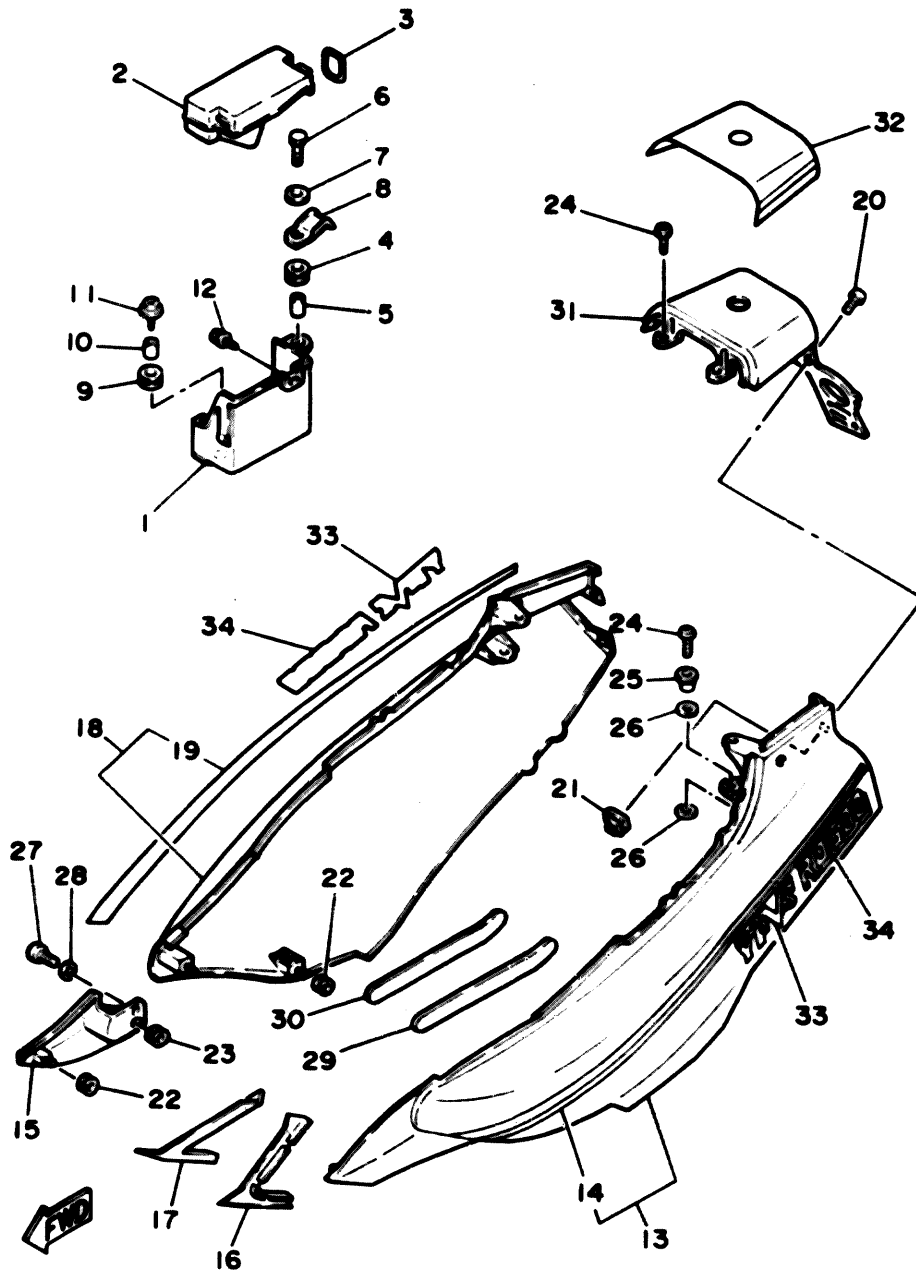


IGE300-5190

REF. NO.	PART NO.	DESCRIPTION	Q'TY	REMARKS
1	47X-W2122-00	BOX COMP.	1	
2	47X-Y212E-00	COVER, battery	1	
3	47X-2176M-00	HOOK	1	
4	90480-16233	GROMMET	1	
5	90387-060A7	COLLAR	1	
6	90153-06037	SCREW, hexagon	1	
7	90201-063J2	WASHER, plate	1	
8	90465-08136	CLAMP	1	
9	90480-13197	GROMMET	1	
10	90387-060G7	COLLAR	1	
11	90159-06016	SCREW, with washer	1	
12	90119-06044	BOLT, with washer	1	
13	47X-W2175-00-01	SIDE COVER 1	1	UR silky white/stormy red
	47X-W2175-00-02	SIDE COVER 1	1	UR stormy red/new yamaha black
14	47X-2173E-00	.GRAPHIC 1	1	UR for sw/smr
	47X-2173E-10	.GRAPHIC 1	1	UR for smr/nyt
15	47X-W2174-00-98	COVER, side 3	1	low gloss black
16	1GE-21732-00	SEAL 1	1	
17	1GE-21735-00	SEAL 2	1	
18	47X-W2173-00-01	SIDE COVER 2	1	UR silky white/stormy red
	47X-W2173-00-02	SIDE COVER 2	1	UR stormy red/new yamaha black
19	47X-2173F-00	.GRAPHIC 2	1	UR for sw/smr
	47X-2173F-10	.GRAPHIC 2	1	UR for smr/nyb
20	90157-05060	SCREW, pan head	4	
21	90183-05024	NUT, spring	4	
22	90480-01416	GROMMET	4	
23	90480-01176	GROMMET	1	
24	98906-06016	SCREW, bind	4	

FIG. 19 SIDE COVER

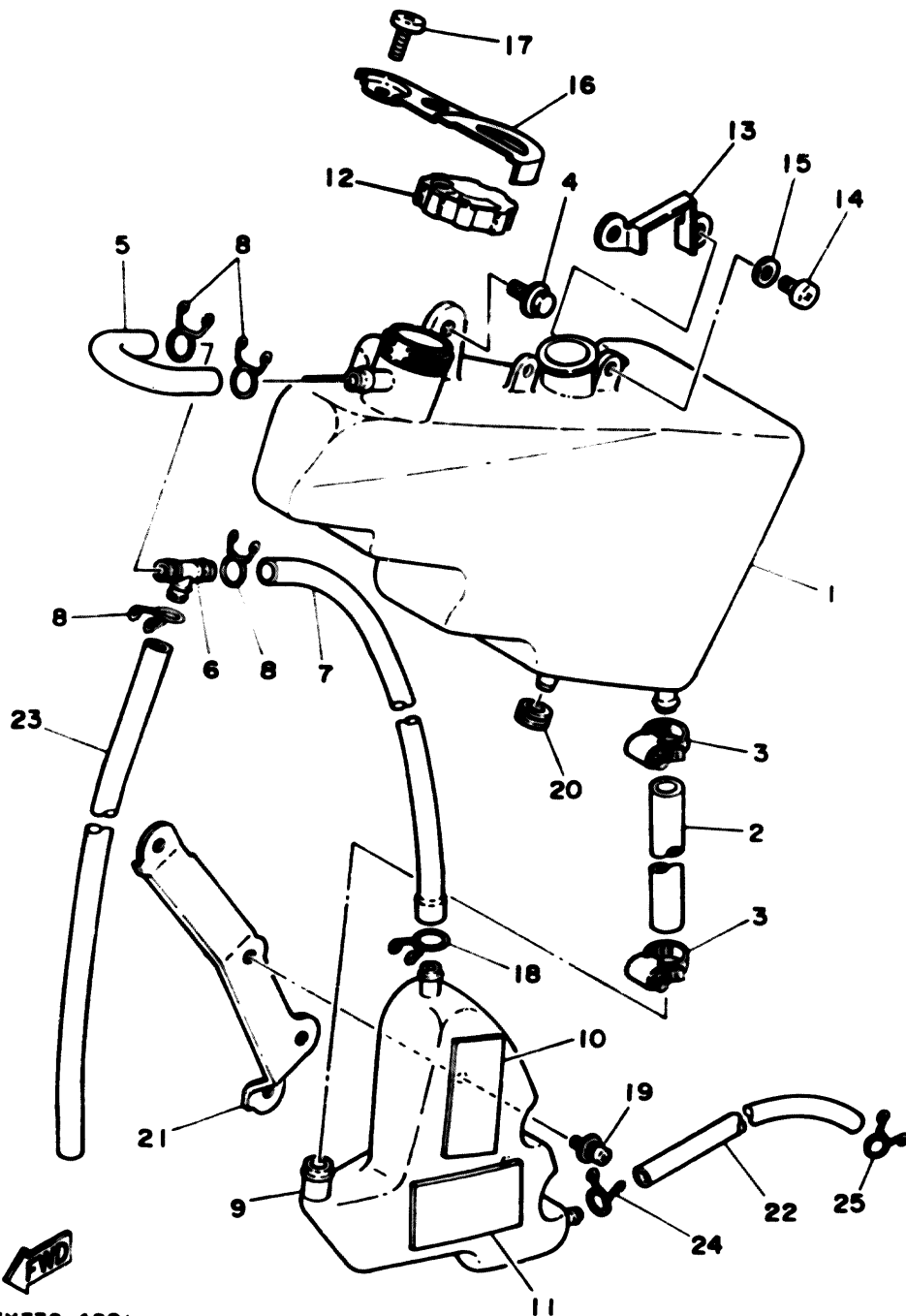
REF. NO.	PART NO.	DESCRIPTION	Q'TY	REMARKS
25	90387-061M0	COLLAR	2	
26	90430-08193	GASKET	4	
27	90153-06022	SCREW, hexagon	1	
28	90201-060A3	WASHER, plate	1	
29	47X-2173M-01	SEAL 3	1	
30	47X-2173N-01	SEAL 4	1	
31	47X-24756-00-1X	COVER, tail	1	UR silky white/stormy red
	47X-24756-00-2X	COVER, tail	1	UR stormy red/new yamaha black
32	47X-24757-00	GRAPHIC, tail cover	1	UR for sw/smr
	47X-24757-10	GRAPHIC, tail cover	1	UR for smr/nyb
33	47X-21781-00	EMBLEM 1	2	UR for sw/smr
	47X-21781-10	EMBLEM 1	2	UR for smr/nyb
34	47X-21782-00	EMBLEM 2	2	UR for sw/smr
	47X-21782-10	EMBLEM 2	2	UR for smr/nyb



IGE300-5190

FIG. 20 OIL TANK

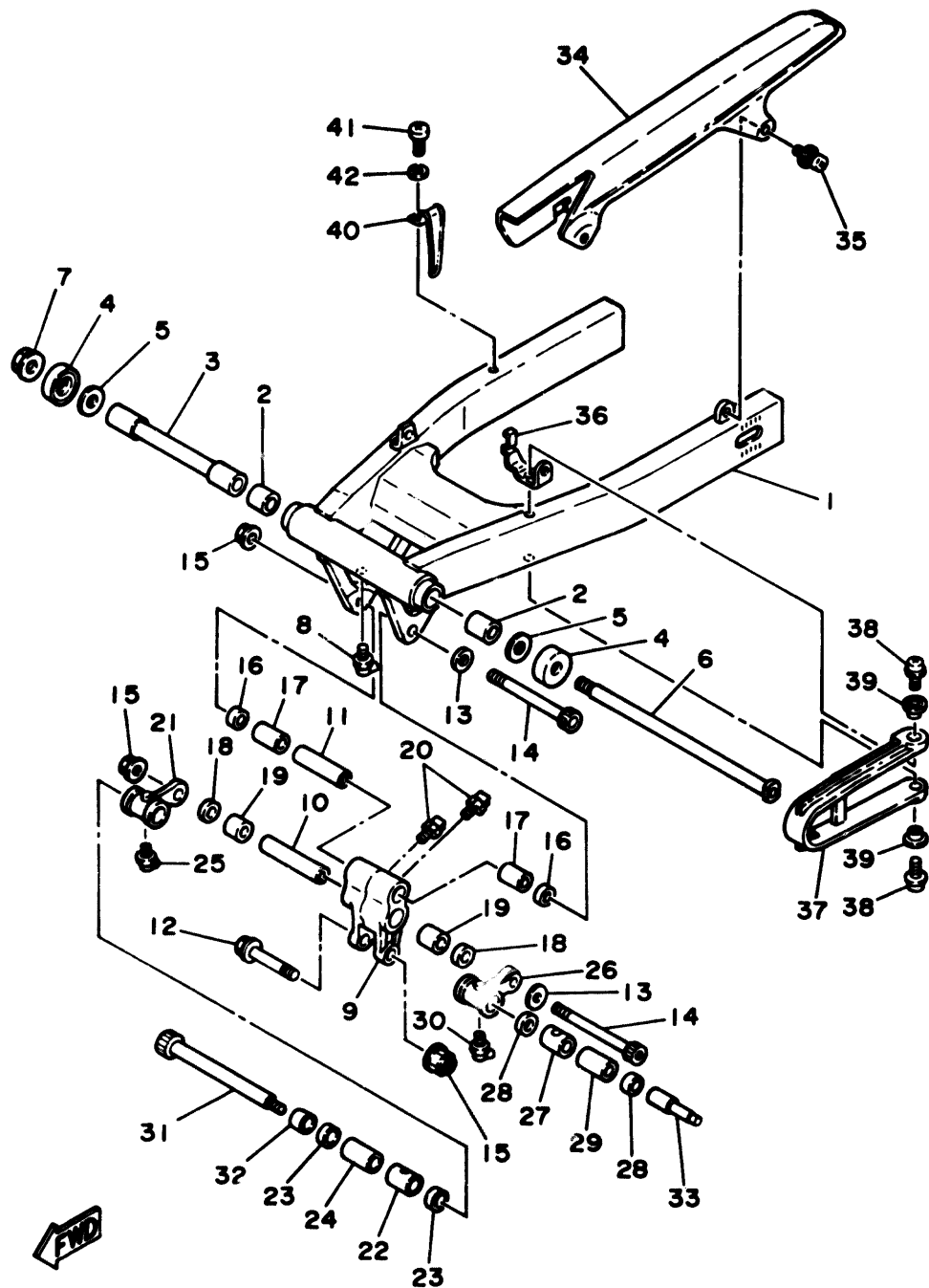
REF. NO.	PART NO.	DESCRIPTION	Q'TY	REMARKS
1	1GE-21751-00	TANK, oil	1	
2	90445-164A0	HOSE	1	
3	90460-15227	CLAMP, hose	2	
4	90119-06044	BOLT, with washer	1	
5	47X-21745-01	PIPE, oil tank breather	1	
6	90413-10018	WAY 3	1	
7	47X-2174N-00	PIPE, oil tank	1	
8	90467-10008	CLIP	4	
9	47X-21733-01	SUB TANK, oil	1	
10	5G3-82126-00	PAD, battery	1	
11	29N-21747-00	DAMPER	1	
12	47X-21771-00	BODY, cap	1	
13	47X-2172M-00	BRACKET 3	1	
14	98506-05010	SCREW, pan head	2	
15	90201-05725	WASHER, plate	2	
16	47X-2172N-01	BRACKET 4	1	
17	90146-06016	SCREW, oval fillister	1	
18	90467-12052	CLIP	1	
19	90159-06060	SCREW, with washer	2	
20	90480-22084	GROMMET	1	
21	47X-2172L-00	BRACKET 2	1	
22	90445-094A2	HOSE	1	
23	90445-114A1	HOSE	1	
24	90467-09005	CLIP	1	
25	90467-08003	CLIP	1	



47X332-4201

D9

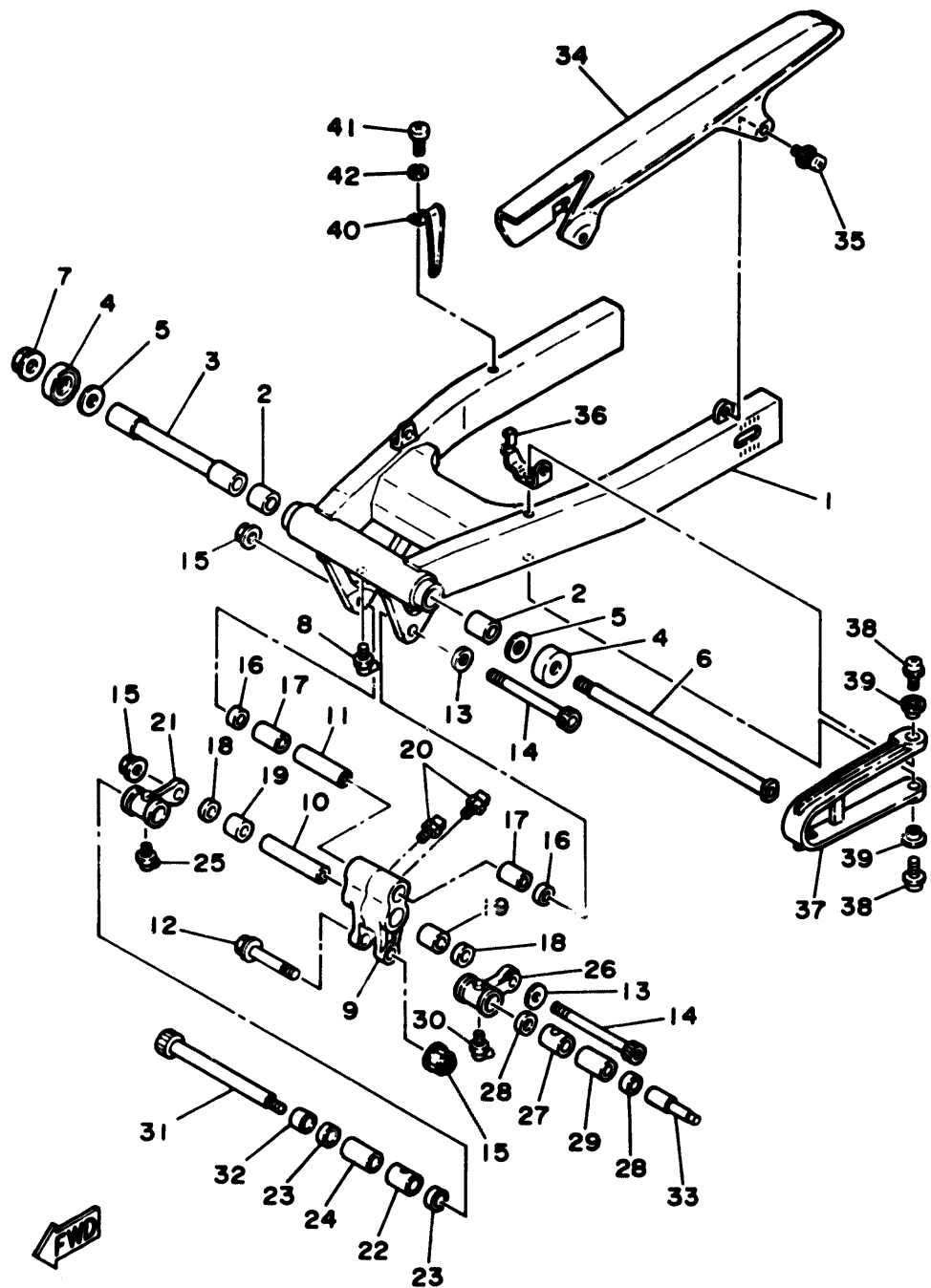
FIG. 21 REAR ARM



REF. NO.	PART NO.	DESCRIPTION	Q'TY	REMARKS
1	47X-22110-00	REAR ARM COMP.	1	
2	93320-32403	BEARING	2	
3	47X-22184-00	BUSH	1	
4	47X-22129-00	COVER, thrust 2	2	
5	90201-161J2	WASHER, plate	2	
6	47X-22141-01	SHAFT, pivot	1	
7	90185-14129	NUT, self-locking	1	
8	93700-06005	NIPPLE, grease	1	
9	47X-2217M-00	ARM i	1	
10	90387-107K2	COLLAR	1	
11	90387-107K3	COLLAR	1	
12	90105-10340	BOLT, washer based	1	
13	90201-101J1	WASHER, plate	2	
14	90110-10081	BOLT, hexagon socket head	2	
15	90179-10280	NUT	3	
16	93109-17048	OIL SEAL	2	
17	93315-31732	BEARING, cylindrical	2	
18	93109-20029	OIL SEAL	2	
19	93317-32034	BEARING, cylindrical	2	
20	93700-06005	NIPPLE, grease	2	
21	47X-2217A-00	ARM, relay	1	
22	90380-18140	BUSH, solid	1	
23	93109-18020	OIL SEAL	2	
24	90387-107K4	COLLAR	1	
25	93700-06005	NIPPLE, grease	1	
26	47X-2217E-00	ARM, relay 2	1	
27	90380-18140	BUSH, solid	1	
28	93109-18020	OIL SEAL	2	

47X332-4210

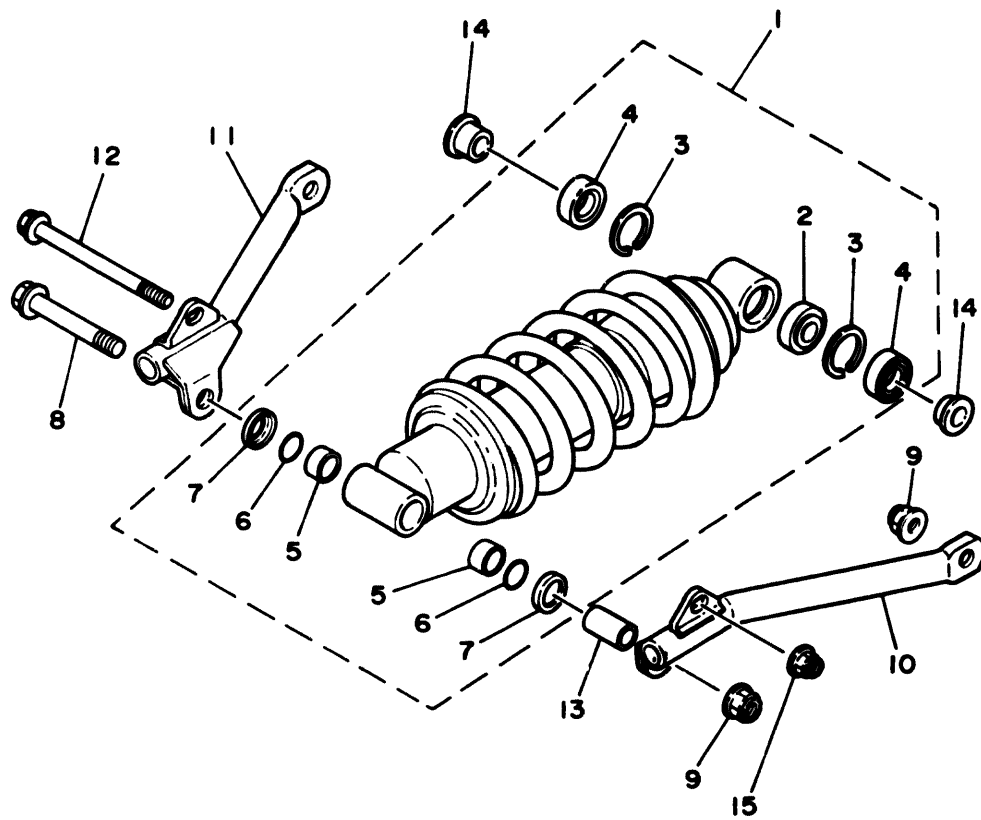
FIG. 21 REAR ARM



REF. NO.	PART NO.	DESCRIPTION	Q'TY	REMARKS
29	90387-107K4	COLLAR	1	
30	93700-06005	NIPPLE, grease	1	
31	90110-10086	BOLT hexagon socket head	1	
32	90387-105L4	COLLAR	1	
33	90179-10462	NUT	1	
34	47X-22311-00	CASE, chain	1	
35	90159-06084	SCREW, with washer	2	
36	47X-22321-00	STAY, chain case 1	1	
37	47X-22147-00	PROTECTOR, chain	1	
38	90149-06011	SCREW	2	
39	90387-06681	COLLAR	2	
40	47X-25876-51	HOLDER, brake hose 2	1	
41	92501-06012	SCREW, pan head	1	
42	92990-06100	WASHER, spring	1	

47X332-4210

FIG. 22 REAR SUSPENSION



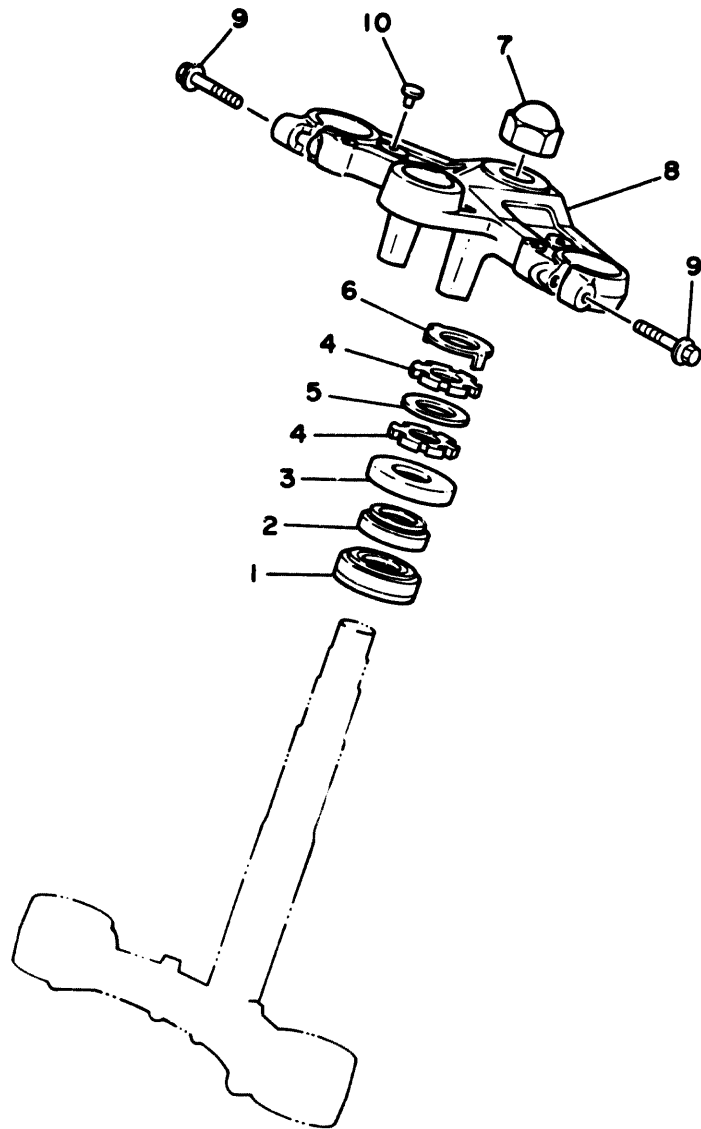
REF. NO.	PART NO.	DESCRIPTION	Q'TY	REMARKS
1	47X-22210-00-33	SHOCK ABSORBER ASSY, rear	1	yamaha black
2	93399-99919	.BEARING	1	
3	93440-30113	.CIRCLIP	2	
4	93101-16131	.OIL SEAL	2	
5	90383-18028	.BU , formed	2	
6	93210-18608	.O-RING	2	
7	31M-22473-00	.HOUSING, seal ring	2	
8	90105-10340	BOLT, washer based	1	
9	90179-10280	NUT	2	
10	47X-2217F-00	ROD, connecting 1	1	
11	47X-2217G-00	ROD, connecting 2	1	
12	90105-08120	BOLT, washer based	1	
13	90387-106K8	COLLAR	1	
14	90387-124L0	COLLAR	2	
15	90185-08113	NUT, self-locking	1	



47X332-4221

D12

FIG. 23 STEERING



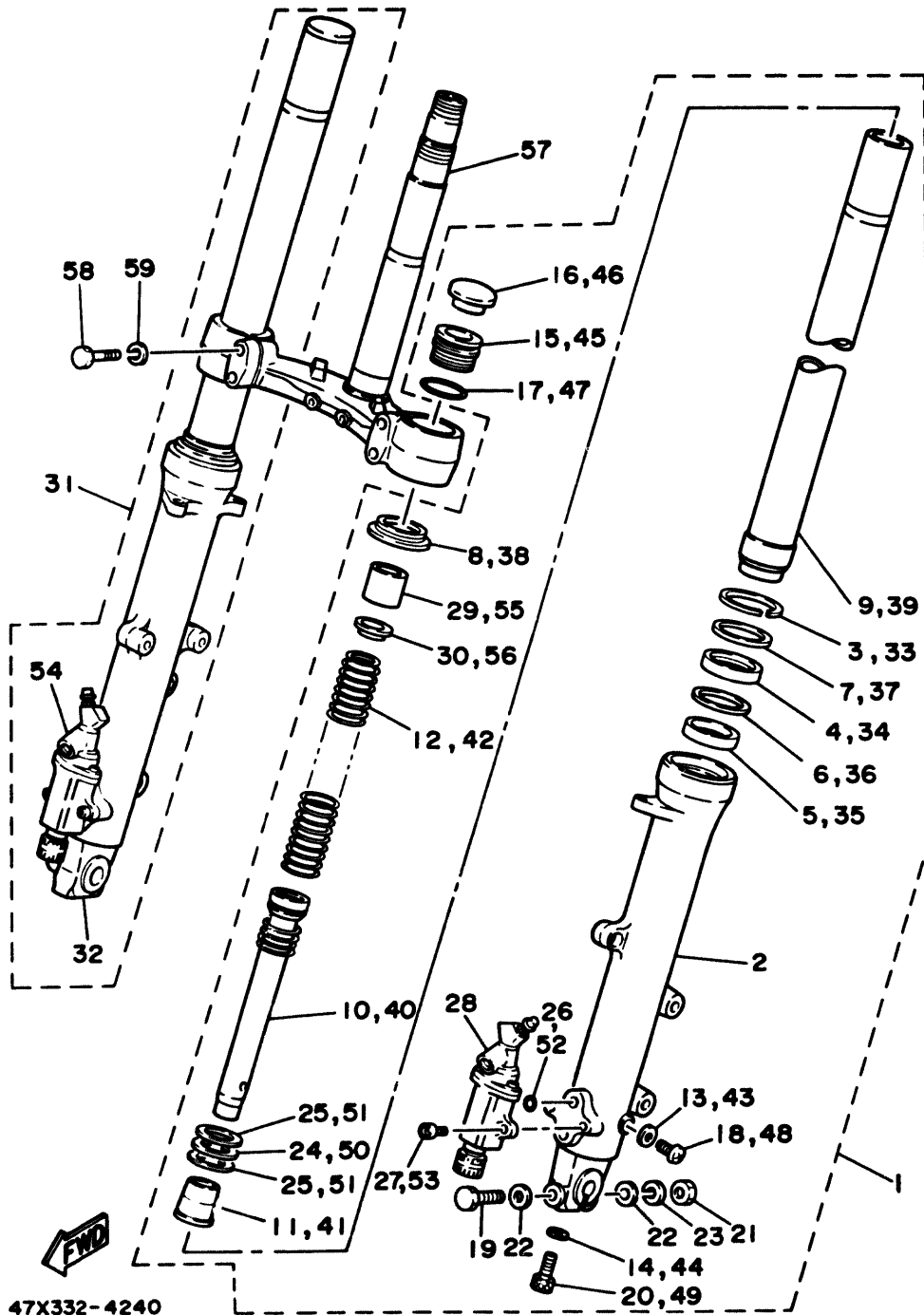
REF. NO.	PART NO.	DESCRIPTION	Q'TY	REMARKS
1	93332-00008	BEARING	1	
2	93332-00023	BEARING	1	
3	47X-23415-00	COVER, ball race 1	1	
4	90179-25033	NUT	2	
5	90202-26142	WASHER, plate	1	
6	26H-23418-01	WASHER, special	1	
7	90176-22050	NUT, crown	1	
8	1GE-23435-00-39	CROWN, handle	1	clear no buffing
9	95821-08040	BOLT, flange	2	
10	10L-23469-00	CAP, bolt	2	



IGF171-5230

D13

FIG. 24 FRONT FORK

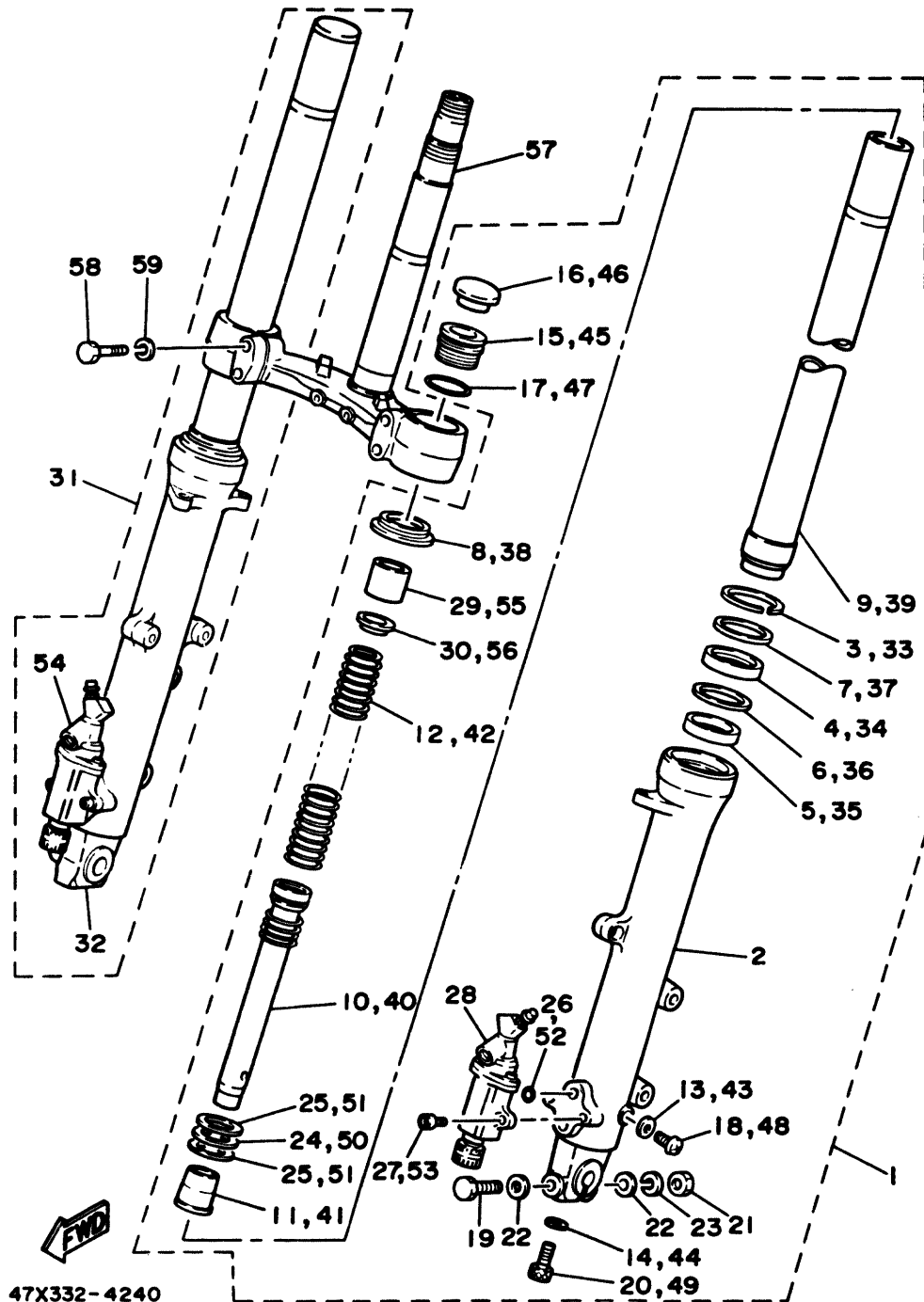


47X332-4240

REF. NO.	PART NO.	DESCRIPTION	Q'TY	REMARKS
1	1GE-23102-00	FRONT FORK ASSY (L.H)	1	
2	47X-23126-01	.TUBE, outer 1	1	
3	3R4-23153-00	.RING, snap	1	
4	41Y-23145-00	.OIL SEAL	1	
5	31A-23125-31	.METAL, slide 1	1	
6	31A-23149-31	.WASHER, spring upper	1	
7	41Y-23146-00	.WASHER, oil seal	1	
8	31A-23144-30	.SEAL, dust	1	
9	1GE-23110-00	.INNER TUBE COMP.1	1	
10	47X-23170-01	.CYLINDER COMP., front fork	1	
11	22N-23173-00	.SPINDLE, taper	1	
12	47X-23141-01	.SPRING, front fork	1	
13	122-23129-00	.GASKET, drain plug	1	
14	509-23158-L0	.GASKET	1	
15	31A-23111-31	.BOLT, cap	1	
16	16G-23168-00	.CAP, front fork	1	
17	1W1-23114-L0	.GASKET	1	
18	122-23119-01	.PLUG, drain	1	
19	4U8-23356-10	.BOLT 2	1	
20	278-23181-50	.BOLT, hexagon socket head	1	
21	95311-08600	.NUT	1	
22	90201-08544	.WASHER, plate	2	
23	92901-08100	.WASHER, spring	1	
24	22N-2319L-00	.WASHER	1	
25	22N-2319M-00	.SPRING, valve	2	
26	22N-23147-00	.O-RING	2	
27	22N-23346-00	.BOLT 1	2	
28	47X-2310E-01	.A.N.D. MODULATOR ASS'Y 1	1	

D14

FIG. 24 FRONT FORK



REF. NO.	PART NO.	DESCRIPTION	Q'TY	REMARKS
29	47X-23118-01	.SPACER	1	
30	1W1-23142-L0	.SEAT, spring upper	1	
31	1GE-23103-00	FRONT FORK ASSY (R.H)	1	
32	47X-23136-01	.TUBE, outer 2	1	
33	3R4-23153-00	.RING, snap	1	
34	41Y-23145-00	.OIL SEAL	1	
35	31A-23125-31	.METAL, slide 1	1	
36	31A-23149-31	.WASHER, spring upper	1	
37	41Y-23146-00	.WASHER, oil seal	1	
38	31A-23144-30	.SEAL, dust	1	
39	1GE-23110-00	.INNER TUBE COMP.1	1	
40	47X-23170-01	.CYLINDER COMP., front fork	1	
41	22N-23173-00	.SPINDLE, taper	1	
42	47X-23141-01	.SPRING, front fork	1	
43	122-23129-00	.GASKET, drain plug	1	
44	509-23158-L0	.GASKET	1	
45	31A-23111-31	.BOLT, cap	1	
46	16G-23168-00	.CAP, front fork	1	
47	1W1-23114-L0	.GASKET	1	
48	122-23119-01	.PLUG, drain	1	
49	278-23181-50	.BOLT, hexagon socket head	1	
50	22N-2319L-00	.WASHER	1	
51	22N-2319M-00	.SPRING, valve	2	
52	22N-23147-00	.O-RING	2	
53	22N-23346-00	.BOLT 1	2	
54	47X-2310F-01	.A.N.D. MOSURATOR ASS'Y 2	1	
55	47X-23118-01	.SPACER	1	
56	1W1-23142-L0	.SEAT, spring upper	1	

D15

CONTENTS

GENERAL SPEC.

ENGINE

Cylinder	B2 ~ B4
Crankshaft · Piston	B5 ~ B6
Water Pump · Piping	B7 ~ B8
Radiator · Hose	B9 ~ B10
Oil Pump 1	B11
Oil Pump 2	B12 ~ B13
Intake	B14 ~ B15
Carburetor	C2 ~ C4
Exhaust	C5 ~ C6
Crankcase	C7 ~ C8
Crankcase Cover 1	C9 ~ C10
Starter	C11
Clutch'	C12 ~ C13
Transmission	C14 ~ C15
Shift Cam · Fork	D2
Shift Shaft	D3

CHASSIS

Frame	D4 ~ D5
Fender	D6
Side Cover	D7 ~ D8
Oil Tank	D9
Rear Arm	D10 ~ D11
Rear Suspension	D12
Steering	D13
Front Fork	D14 ~ E2
Fuel Tank	E3 ~ E4
Seat	E5 ~ E6
Front Wheel	E7

Front Brake Caliper	E8
Rear Wheel	E9 ~ E10
Rear Brake Caliper	E11
Steering Handle · Cable	E12
Front Master Cylinder	E13
Stand · Footrest	E14 ~ E15
Rear Master Cylinder	F2 ~ F3
Cowling 1	F4 ~ F6
Generator	F7
Flasher Light	F8
Meter	F9
Headlight	F10
Taillight	F11
Handle Switch · Lever	F12
Electrical 1	F13 ~ F14
Electrical 2	F15

INDEX (GENERAL SPEC.)

Numerical Index	L2 ~ L6
-----------------------	---------

INDIVIDUAL SPEC.

FOR NORWAY

Alternate (Chassis)	G3
Alternate (Headlight)	G4

FOR SWEDEN

Alternate (Engine)	G6
Alternate (Chassis)	G7
Alternate (Headlight)	G8

FOR FINLAND

Alternate (Chassis)	G10
Alternate (Headlight)	G11

FOR DENMARK

Alternate (Chassis)	G13
Alternate (Headlight)	G14

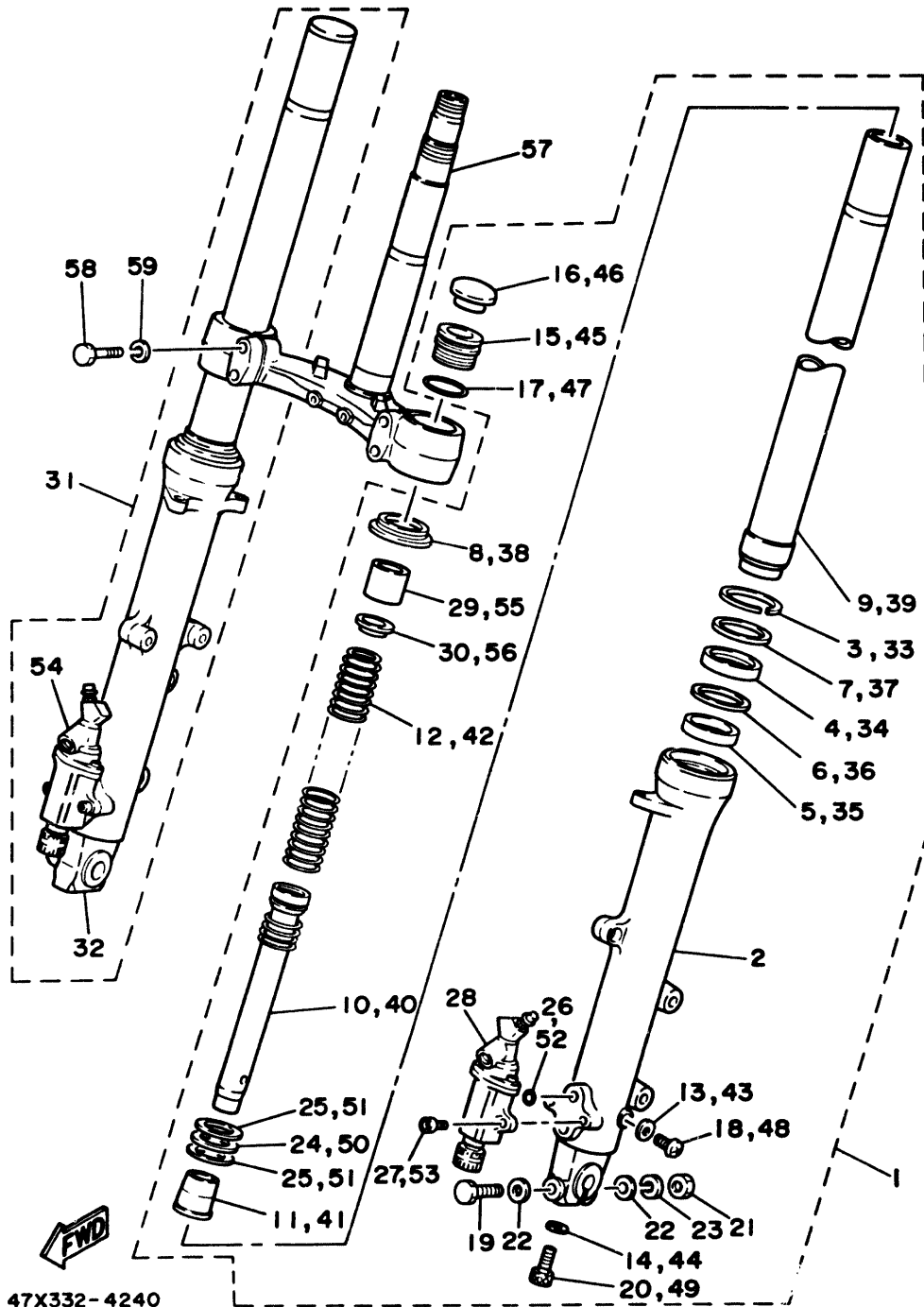
FOR AUSTRIA

Alternate (Chassis)	H2 ~ H3
---------------------------	---------

INDEX INDIVIDUAL SPEC.

Numerical Index	M2
-----------------------	----

FIG. 24 FRONT FORK

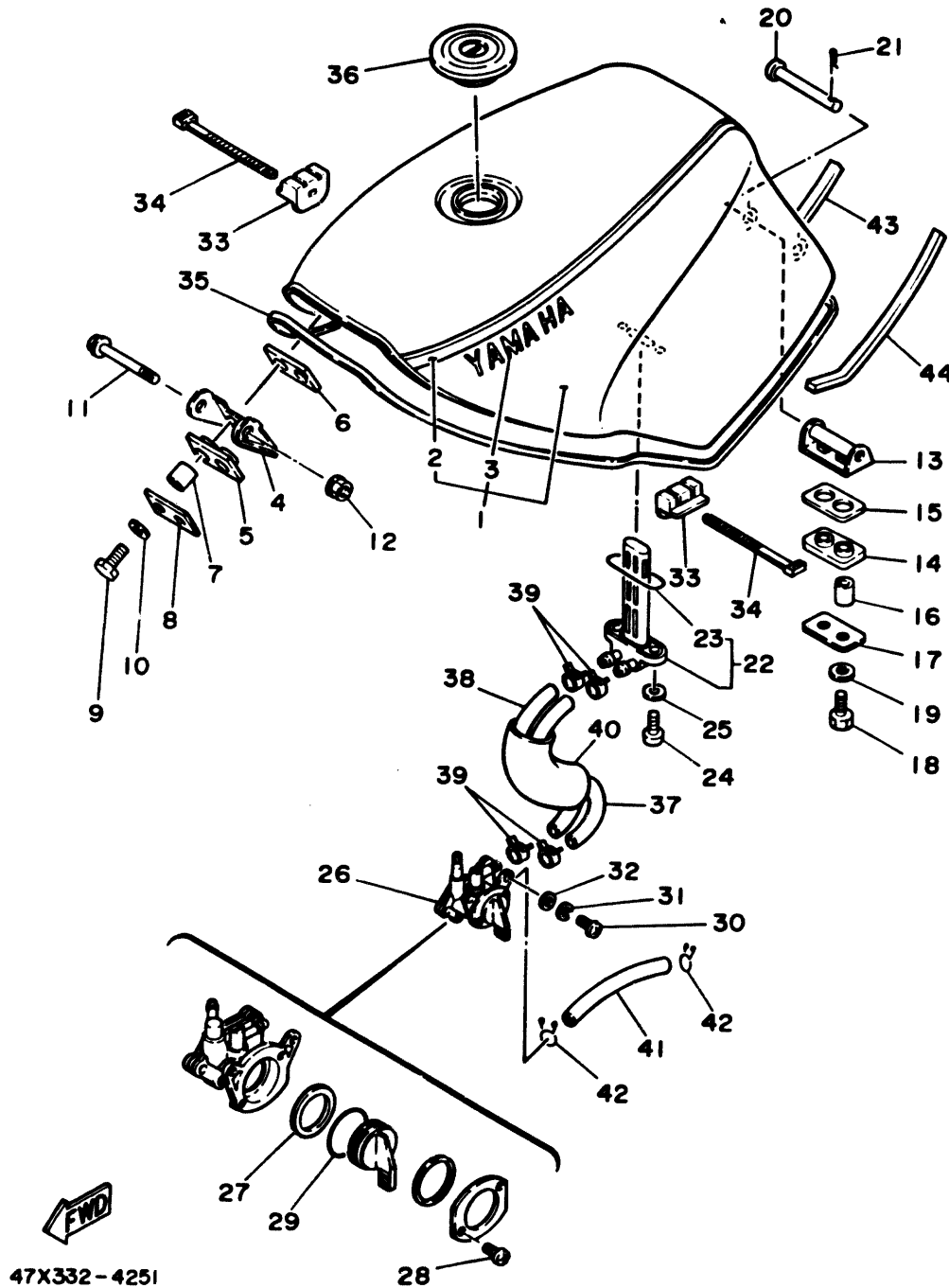


47X332-4240

REF. NO.	PART NO.	DESCRIPTION	Q'TY	REMARKS
57	47X-23340-01	UNDER BRACKET COMP.	1	
58	97321-08040	BOLT	4	
59	92901-08100	WASHER, spring	4	

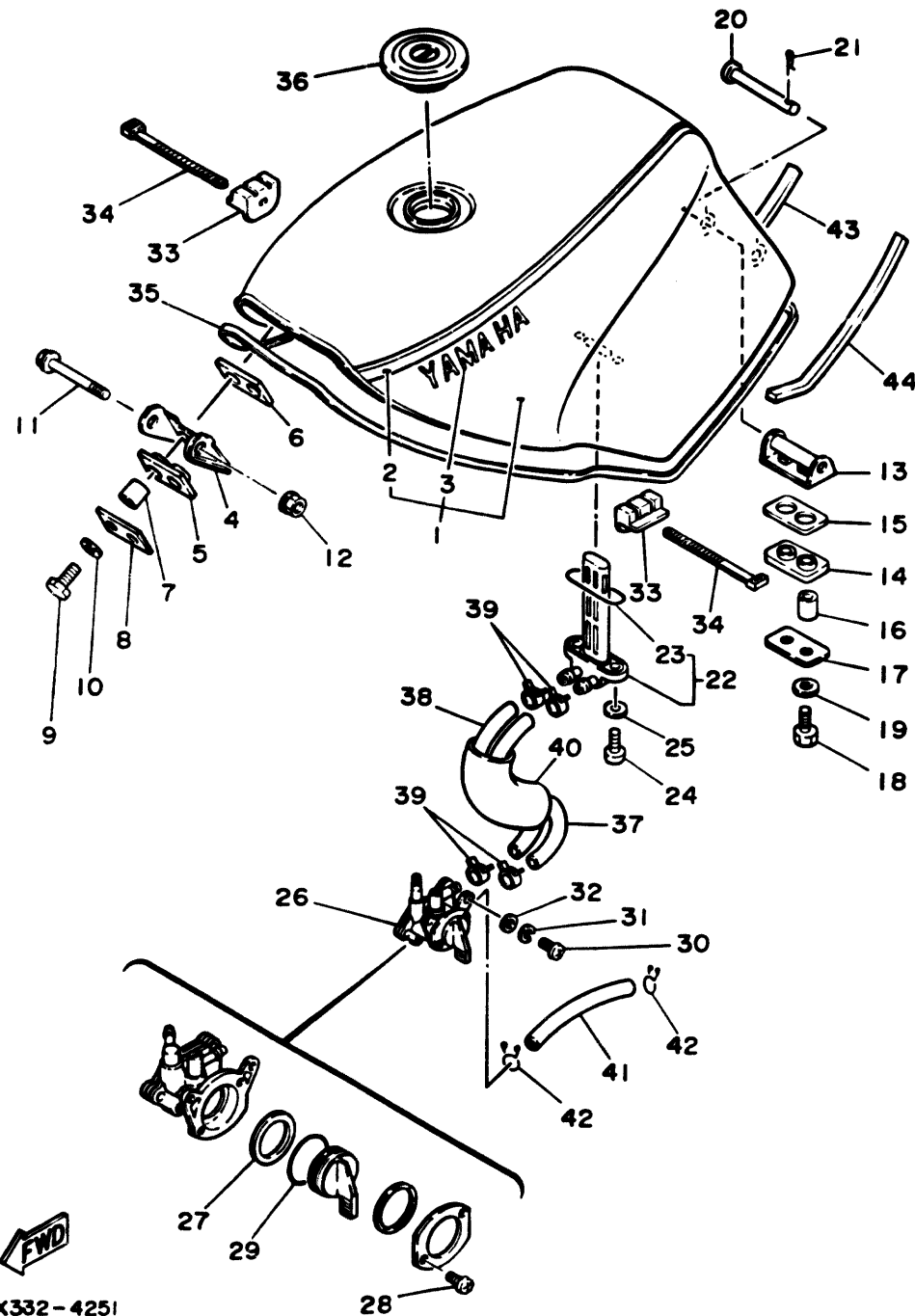
E2

FIG. 25 FUEL TANK



REF. NO.	PART NO.	DESCRIPTION	Q'TY	REMARKS
1	1GE-24110-00-01	FUEL TANK COMP.	1	UR silky white/stormy red
	1GE-24110-00-03	FUEL TANK COMP.	1	UR stormy red/new yamaha black
2	47X-24240-01	.GRAPHIC SET	1	UR for sw/smr
	47X-24240-11	.GRAPHIC SET	1	UR for smr/nyb
3	47X-24161-00	.EMBLEM 1	2	UR for sw/smr
	47X-24161-10	.EMBLEM 1	2	UR for smr/nyb
4	47X-24191-00	BRACKET, fuel tank 1	1	
5	47X-24181-00	DAMPER, locating 1	1	
6	47X-24183-00	DAMPER, locating 3	1	
7	90387-06299	COLLAR	2	
8	47X-24186-00	WASHER, special	1	
9	97302-06025	BOLT	2	
10	92901-06700	WASHER, wave	2	
11	90105-06301	BCLT, washer based	1	
12	95701-06500	NUT, flange	1	
13	1GE-24192-00	BRACKET, fuel tank 2	1	
14	47X-24181-00	DAMPER, locating 1	1	
15	47X-24183-00	DAMPER, locating 3	1	
16	90387-06299	COLLAR	2	
17	47X-24186-00	WASHER, special	1	
18	97302-06025	BOLT	2	
19	92901-06700	WASHER, wave	2	
20	91702-06075	PIN, clevis	1	
21	90468-12006	CLIP	1	
22	47X-24560-00	FILTER ASSY	1	
23	262-24512-00	.O-RING	1	
24	90149-06011	SCREW	2	
25	90202-06010	WASHER, plate	2	

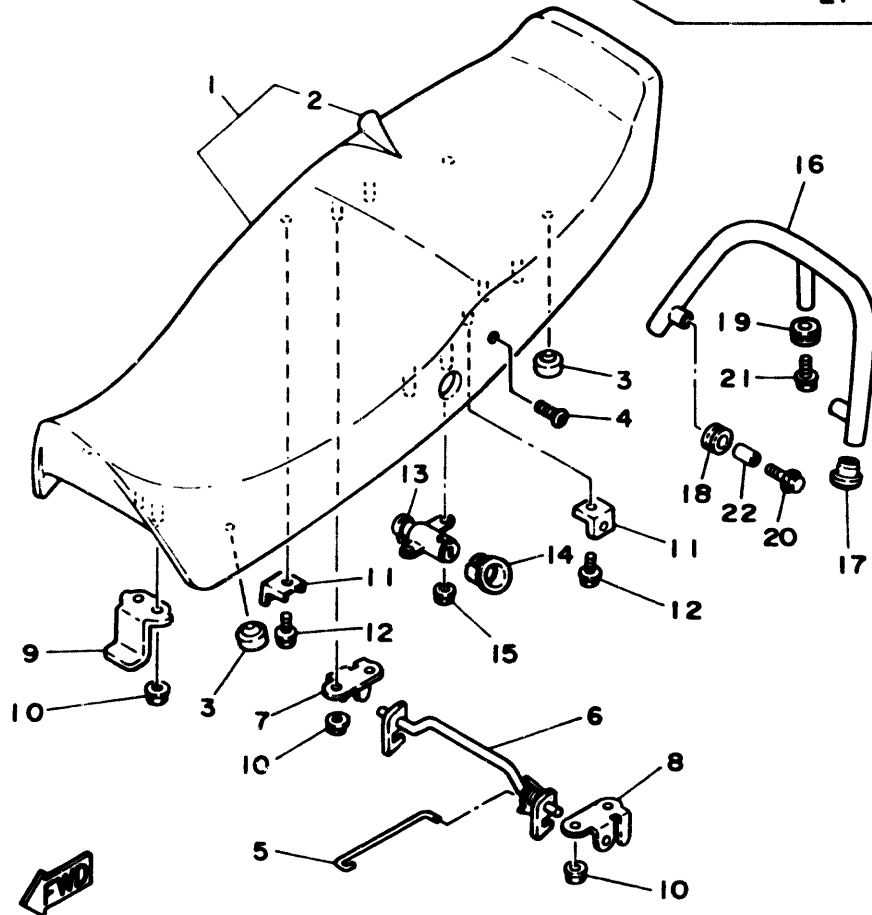
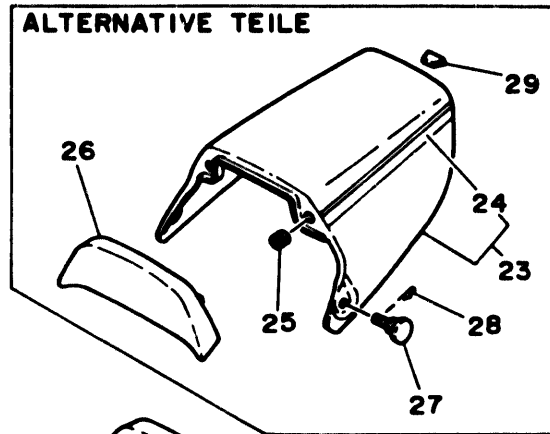
FIG. 25 FUEL TANK



47X332-4251

REF. NO.	PART NO.	DESCRIPTION	Q'TY	REMARKS
26	47X-24500-00	FUEL COCK ASSY 1	1	
27	47X-24523-00	.VALVE	1	
28	97801-03008	.SCREW, pan head	2	
29	2G2-24534-00	.O-RING	1	
30	92506-06012	SCREW, pan head	2	
31	92906-06100	WASHER, spring	2	
32	92906-06600	WASHER, plate	2	
33	47X-24182-00	DAMPER, locating 2	4	
34	90465-13152	CLAMP	4	
35	47X-24188-01	MOLD, fuel tank	1	
36	47X-24602-00	CAP ASSY	1	
37	47X-24311-00	PIPE, fuel 1	1	
38	47X-24312-00	PIPE 2	1	
39	90467-14057	CLIP	4	
40	47X-24327-00	PROTECTOR, pipe	1	
41	90445-133A5	HOSE	1	
42	90467-12052	CLIP	2	
43	1GE-2414G-00	SEAL	1	
44	1GE-2414E-00	SEAL 2	1	

FIG. 26 SEAT



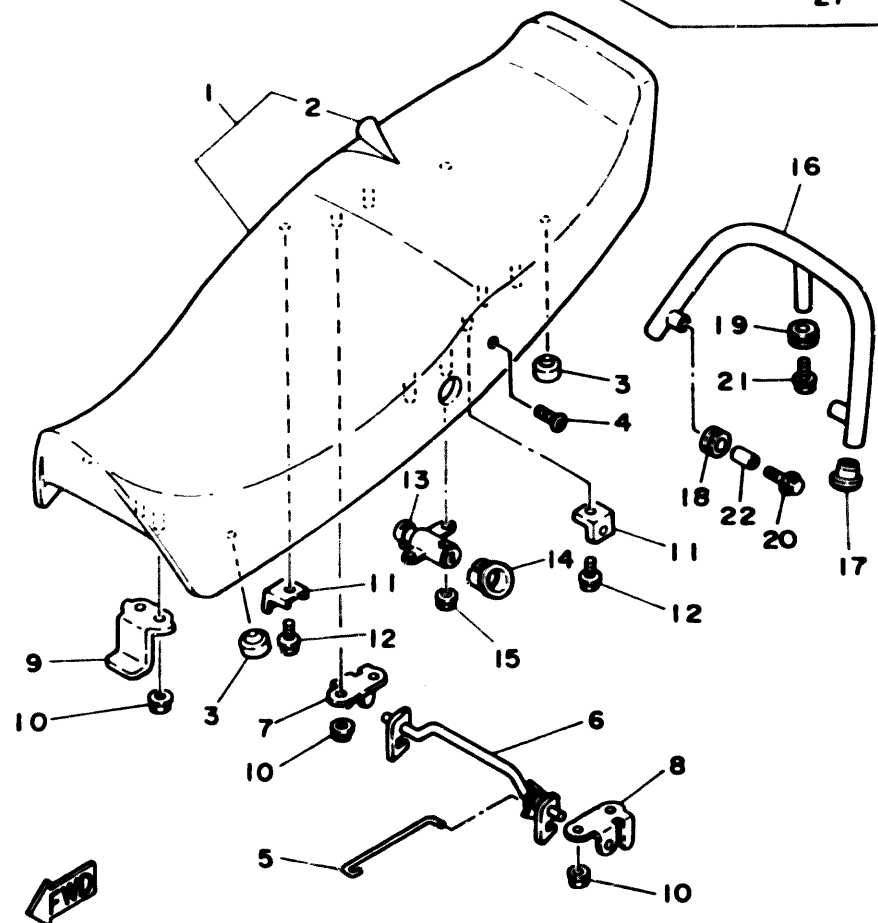
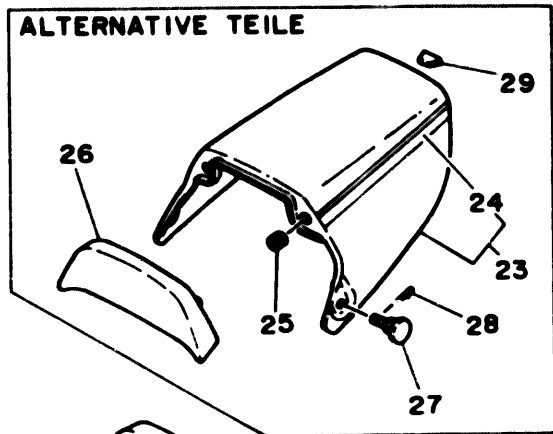
47X332-4260

REF. NO.	PART NO.	DESCRIPTION	Q'TY	REMARKS
1	47X-W2472-00	DOUBLE SEAT ASSY	1	
2	47X-24731-00	.COVER, seat	1	
3	116-24741-00	PAD, seat	8	
4	90110-06087	BOLT, hexagon socket head	2	
5	47X-2478F-00	ROD, connecting	1	
6	47X-24776-00	LEVER, seat	1	
7	47X-24728-01	BRACKET, seat	1	
8	47X-24718-01	BRACKET, seat	1	
9	47X-24748-00	BRACKET, seat	1	
10	95702-06100	NUT, flange	6	
11	4K0-24748-00	BRACKET, seat	2	
12	95802-06012	BOLT, flange	2	
13	47X-24705-00	SEAT LOCK ASSY	1	
14	47X-24796-00	COVER	1	
15	95702-05100	NUT, flange	2	
16	47X-24773-01	HANDLE, seat	1	
17	90338-15110	PLUG	2	
18	90480-15396	GROMMET	2	
19	90480-15397	GROMMET	1	
20	90105-08378	BOLT, washer based	2	
21	90105-08377	BOLT, washer based	1	
22	90560-08267	SPACER	2	
23	47X-W247A-00-01	COVER, seat	1	UR AP silky white/stormy red
	47X-W247A-00-02	COVER, seat	1	UR AP stormy red/new yamaha black
24	47X-2477L-00	.GRAPHIC SET, tail cover	1	UR AP for sw/smr
	47X-2477L-10	.GRAPHIC SET, tail cover	1	UR AP for smr/nyb
25	29L-24742-50	GROMMET	2	AP
26	47X-2840F-00	BACK REST ASSY	1	AP

E5

FIG. 26 SEAT

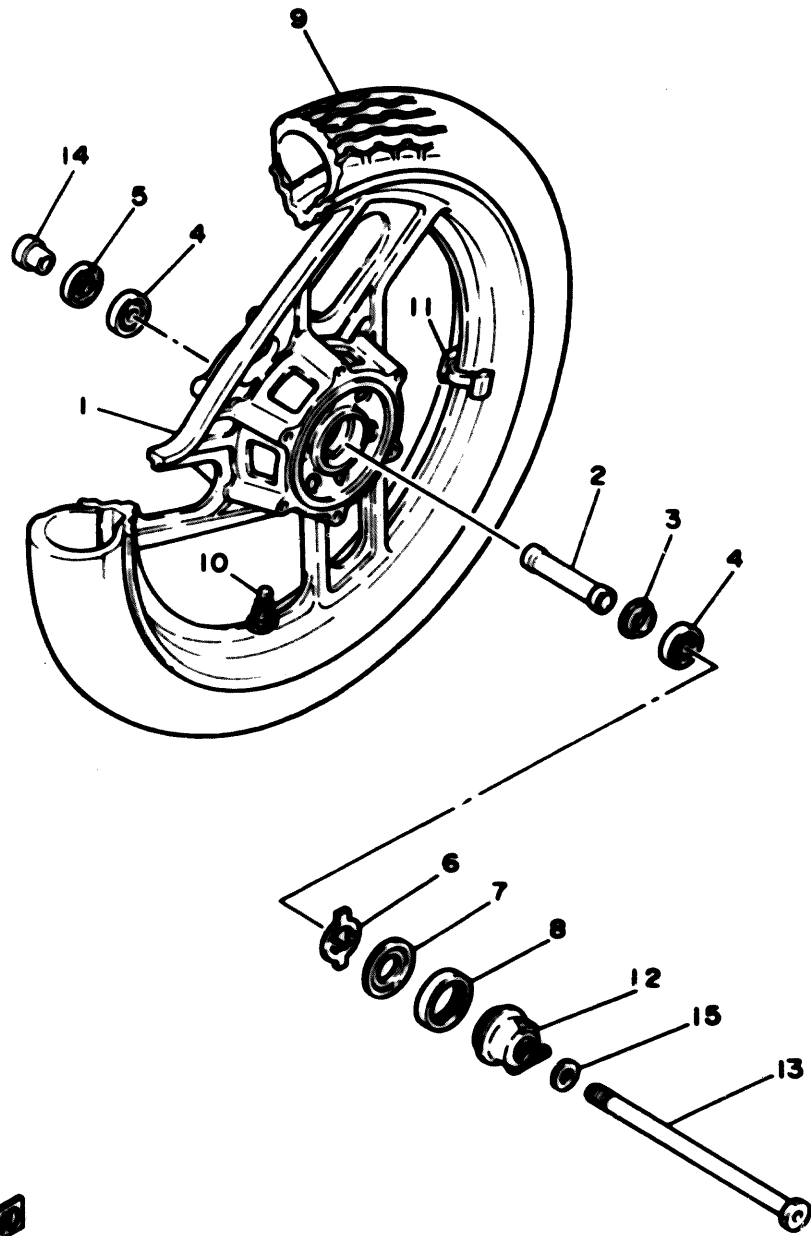
REF. NO.	PART NO.	DESCRIPTION	Q'TY	REMARKS
27	47X-24717-00	BOLT, seat fitting	2 AP	
28	90468-10050	CLIP	2 AP	
29	47X-24723-00	DAMPER, seat	3 AP	



47X332-4260

E6

FIG. 27 FRONT WHEEL

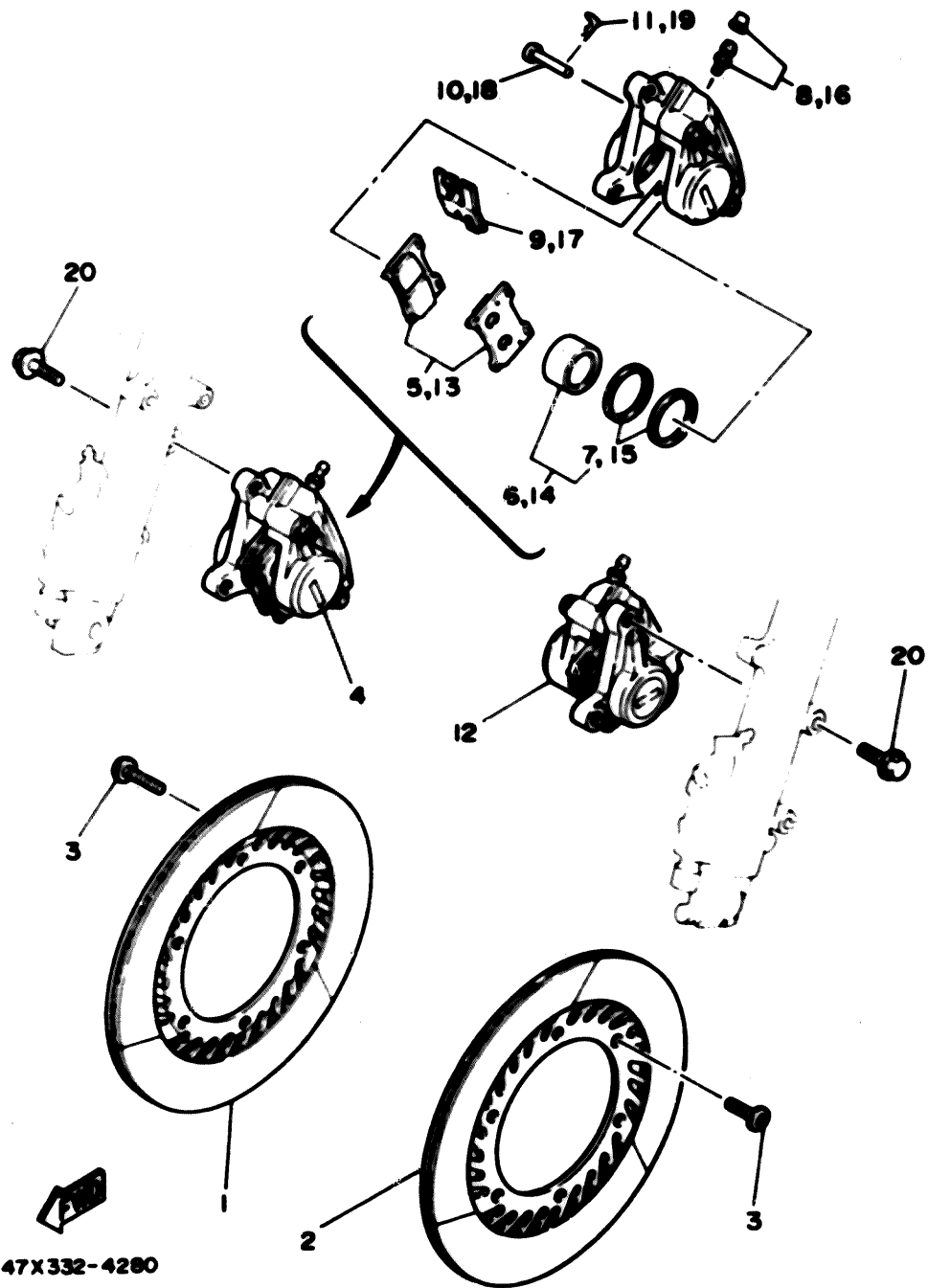


REF. NO.	PART NO.	DESCRIPTION	Q'TY	REMARKS
1	1GE-25168-00-98	CAST WHEEL, front	1	low gloss black
2	90560-15255	SPACER	1	
3	146-25115-00	FLANGE, spacer 1	1	
4	93306-30203	BEARING (B63022)	2	
5	93102-22014	OIL SEAL	1	
6	341-25149-00	CLUTCH, meter	1	
7	341-25846-00	RETAINER, clutch	1	
8	93105-45017	OIL SEAL	1	
9	94112-161N6	TIRE (120/80-V16)	1	yokohama
10	93900-00018	VALVE, rim	1	yokohama
11	29L-25398-00	BALANCER, wheel (10G)	1	UN
	29L-25398-10	BALANCER, wheel (20G)	1	UN
	29L-25398-20	BALANCER, wheel (30G)	1	UN
12	3M5-25190-00	GEAR UNIT ASSY	1	
13	47X-25181-00	AXLE, wheel	1	
14	90387-15550	COLLAR	1	
15	90201-15238	WASHER, plate	1	

47X332-4270

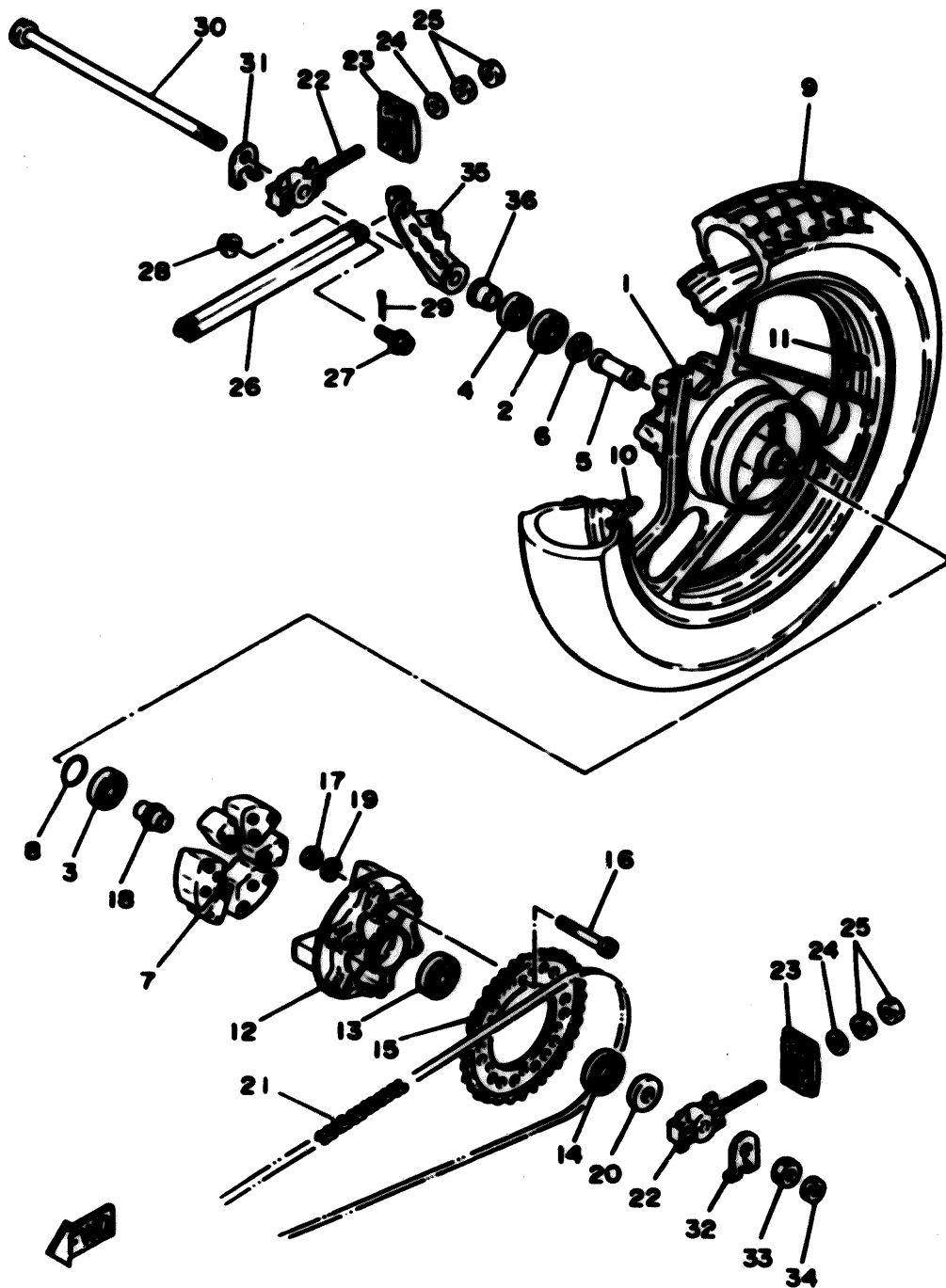
E7

FIG. 28 FRONT BRAKE CALIPER



REF. NO.	PART NO.	DESCRIPTION	Q'TY	REMARKS
1	31A-25831-01	DISC, brake (RIGHT)	1	
2	31A-25831-11	DISC, brake (LEFT)	1	
3	90109-08718	BOLT	12	
4	47X-25810-00	CALIPER ASSY (RIGHT)	1	
5	47X-W0045-00	.BRAKE PAD KIT, front	1	
6	31A-W0057-00	.PISTON ASSY, caliper	1	
7	31A-W0047-00	..CALIPER SEAL KIT	1	
8	26H-W0048-00	.BREED SCREW KIT	1	
9	26H-25919-00	.SUPPORT, pad	1	
10	26H-25924-00	.PIN, pad	1	
11	26H-25925-00	.CLIP	2	
12	47X-25810-10	CALIPER ASSY (LEFT)	1	
13	47X-W0045-00	.BRAKE PAD KIT, front	1	
14	31A-W0057-00	.PISTON ASSY, caliper	1	
15	31A-W0047-00	..CALIPER SEAL KIT	1	
16	26H-W0048-00	.BREED SCREW KIT	1	
17	26H-25919-00	.SUPPORT, pad	1	
18	26H-25924-00	.PIN, pad	2	
19	26H-25925-00	.CLIP	2	
20	90105-10308	BOLT, washer based	4	

E8



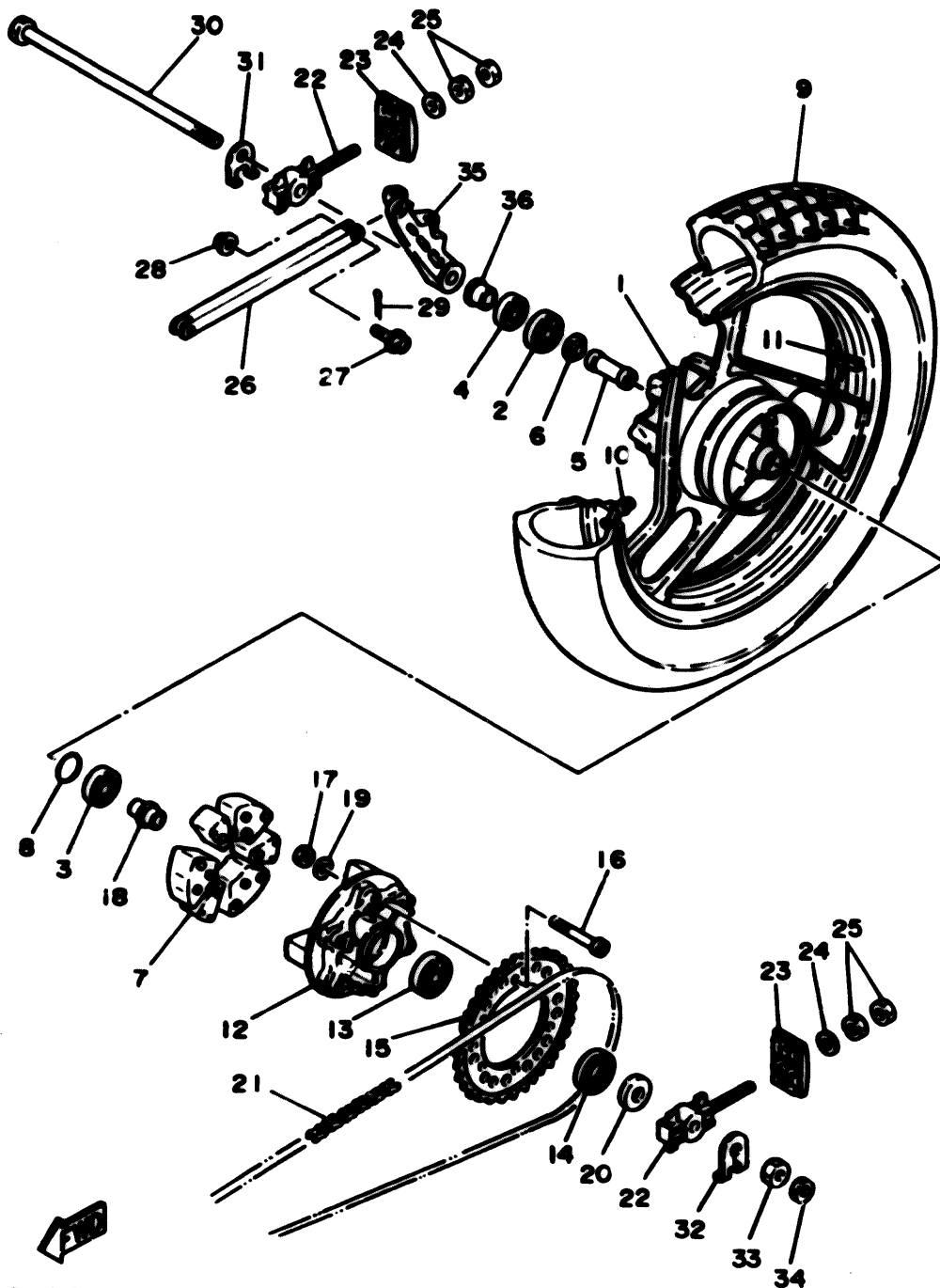
SIXOIO-4290

FIG. 29 REAR WHEEL

REF. NO.	PART NO.	DESCRIPTION	Q'TY	REMARKS
1	47X-25338-20-98	CAST WHEEL, rear	1	low gloss black
2	93306-30306	BEARING (B6303)	1	
3	93306-20314	BEARING (B6203)	1	
4	93102-25044	OIL SEAL	1	
5	90560-17260	SPACER	1	
6	33M-25315-00	FLANGE, spacer	1	
7	29L-25364-00	DAMPER	3	
8	93210-48530	O-RING	1	
9	94113-182N1	TIRE (130/80-V18)	1	yokohama
10	93900-00018	VALVE, rim	1	yokohama
11	29L-25398-00	BALANCER, wheel (10G)	1	UN
	29L-25398-10	BALANCER, wheel (20G)	1	UN
	29L-25398-20	BALANCER, wheel (30G)	1	UN
12	47X-25366-01	CLUTCH, hub	1	
13	93306-37203	BEARING	1	
14	93105-42024	OIL SEAL	1	
15	47X-25438-20-33	SPROCKET, driven (38T)	1	yamaha black
16	90110-08094	BOLT, hexagon socket head	6	
17	90185-08089	NUT, self-locking	6	
18	90387-177K0	COLLAR	1	
19	90201-081AE	WASHER, plate	6	
20	90387-177K1	COLLAR	1	
21	94580-79102	CHAIN (D.I.D 50V-102L)	1	
22	47X-25388-00	PULLER, chain 1	2	
23	47X-22174-00	END 1	2	
24	92901-08600	WASHER, plate	2	
25	95301-08600	NUT	4	
26	47X-25371-00	BAR, tension	1	

E9

FIG. 29 REAR WHEEL

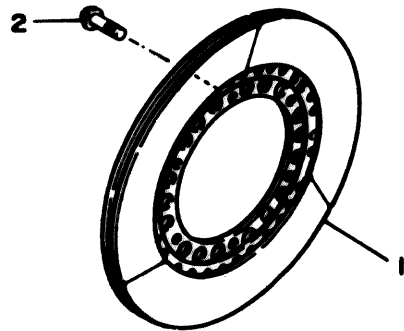
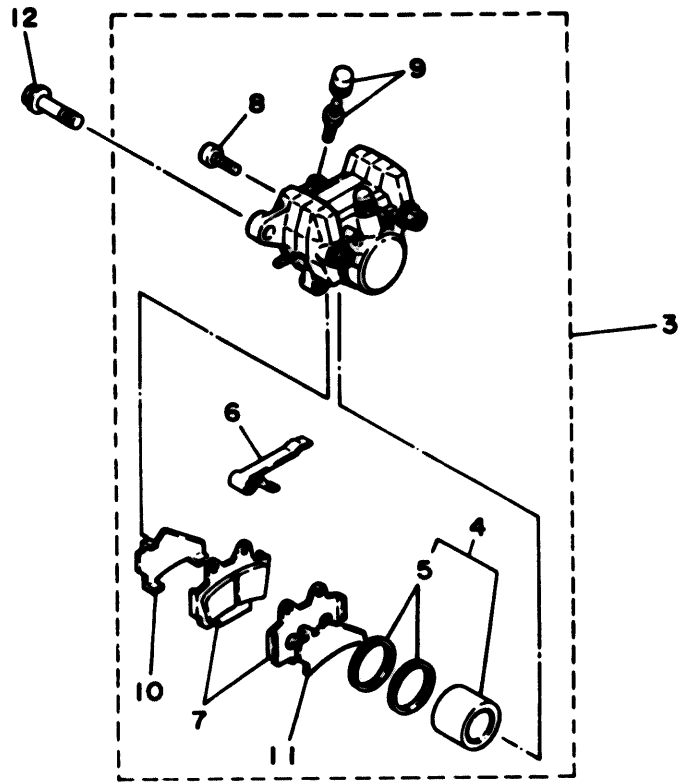


REF. NO.	PART NO.	DESCRIPTION	Q'TY	REMARKS
27	90105-08321	BOLT, washer based	2	
28	95701-08500	NUT, flange	2	
29	91401-20015	PIN, cotter	2	
30	47X-25381-01	AXLE, wheel	1	
31	90214-17034	WASHER, claw	1	
32	90214-16035	WASHER, claw	1	
33	90170-16342	NUT	1	
34	90170-16278	NUT	1	
35	47X-25819-00	BRACKET, caliper	1	
36	90387-170J6	COLLAR	1	

51X010-4290

FIG. 30 REAR BRAKE CALIPER

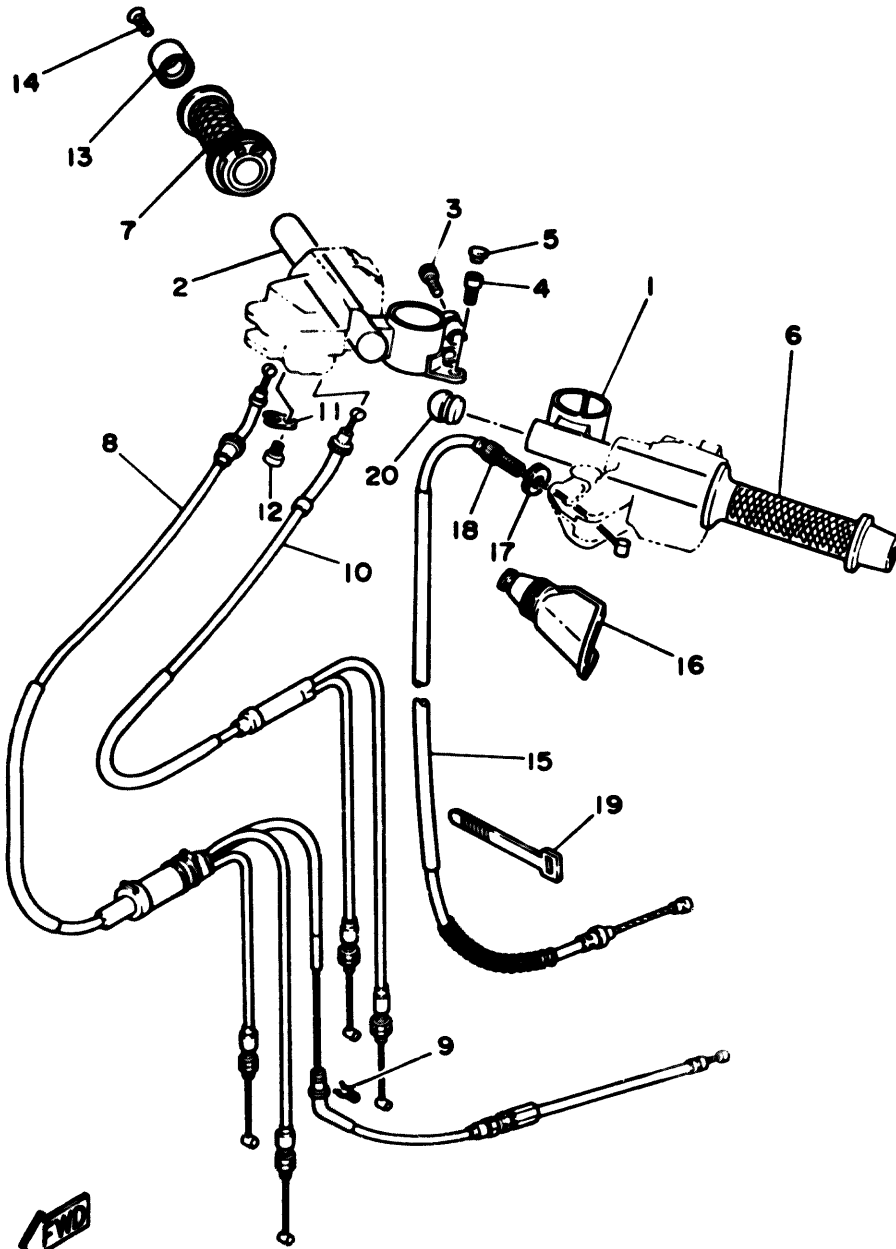
REF. NO.	PART NO.	DESCRIPTION	Q'TY	REMARKS
1	47X-25831-50	DISC, brake	1	
2	90109-08718	BOLT	6	
3	47X-25810-50	CALIPER ASSY	1	
4	51L-W0057-00	.PISTON ASSY, caliper	1	
5	51L-W0047-00	..CALIPER SEAL KIT	1	
6	47X-25919-00	.SUPPORT, pad	1	
7	51L-W0046-00	.BRAKE PAD KIT, rear	1	
8	51L-25924-00	.PIN, pad	2	
9	51L-W0048-00	.BREED SCREW KIT	2	
10	47X-25827-00	.SHIM, caliper	1	
11	47X-25827-10	.SHIM, caliper	1	
12	90105-10308	BOLT, washer based	2	




47X332-4300

E11

FIG. 31 STEERING HANDLE. CABLE

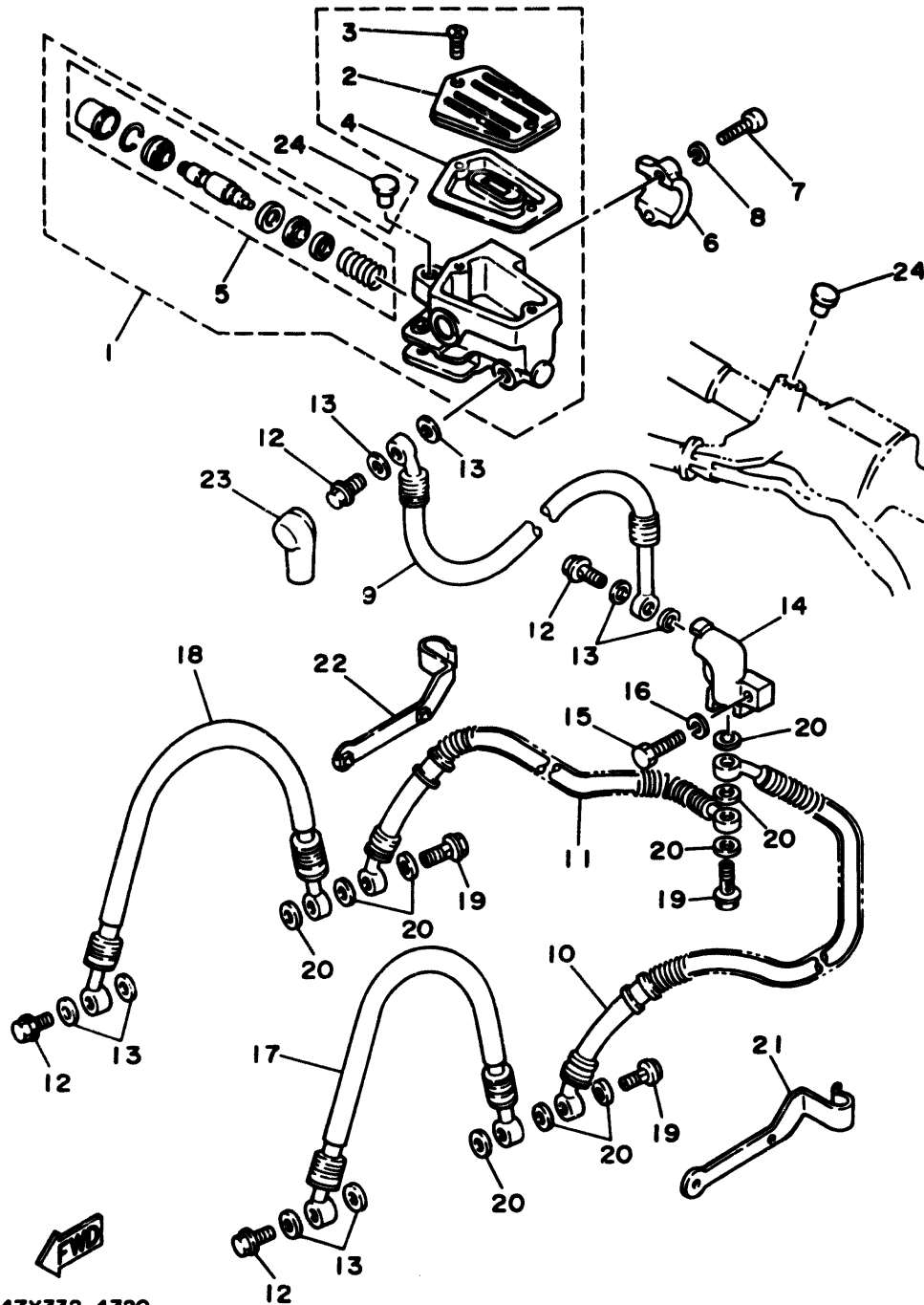


REF. NO.	PART NO.	DESCRIPTION	Q'TY	REMARKS
1	47X-26121-00-98	HANDLEBAR (L.H)	1	low gloss black
2	47X-26122-00-98	HANDLEBAR (R.H)	1	low gloss black
3	91316-08025	BOLT	4	
4	91316-06016	BOLT	2	
5	2H9-23469-00	CAP, bolt	2	
6	47X-26241-00	GRIP (L.H)	1	
7	47X-26240-00	GRIP ASSY	1	
8	47X-26260-00	CABLE ASSY, throttle & pump	1	
9	90468-08086	CLIP	1	
10	47X-26260-50	CABLE ASSY, throttle & pump	1	
11	5H0-26393-00	HOLDER	1	
12	98506-05008	SCREW, pan head	1	
13	29L-26246-00	END, grip	2	
14	92706-06030	SCREW, flat head	2	
15	47X-26335-00	CABLE, clutch	1	
16	31A-26372-00	COVER, handle lever 1	1	
17	90179-08148	NUT	1	
18	90123-08046	BOLT	1	
19	435-13474-00	BAND	1	
20	90338-19166	PLUG	2	



52X171-5310

FIG. 32 FRONT MASTER CYLINDER

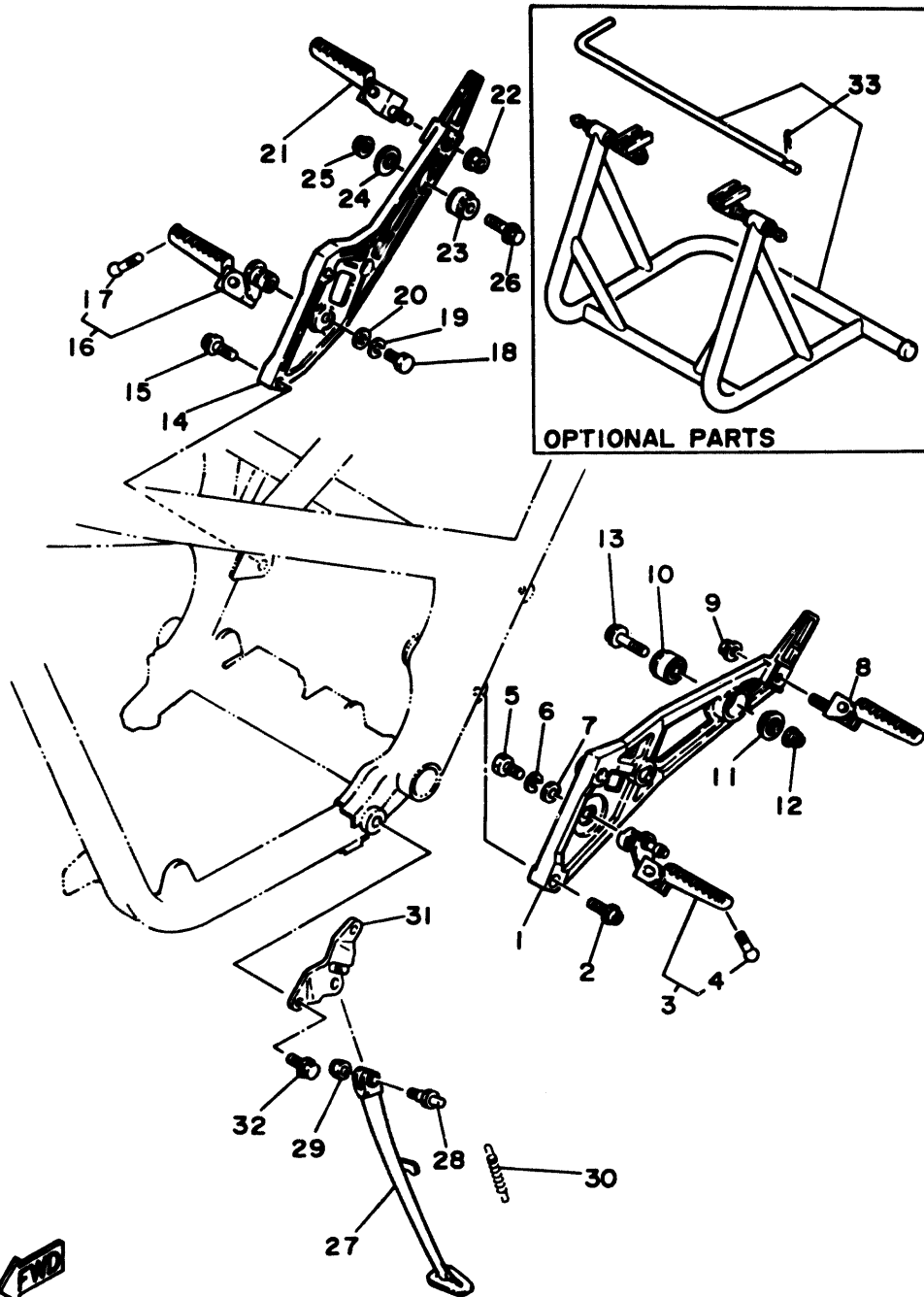


47X332-4320

REF. NO.	PART NO.	DESCRIPTION	Q'TY	REMARKS
1	36Y-2585C-00	MASTER CYLINDER ASSY	1	
2	36Y-25852-00	.CAP, reservoir	1	
3	98706-04012	.SCREW, flat head	2	
4	36Y-25854-00	.DIAPHRAGM, reservoir	1	
5	36Y-W0041-00	.CYLINDER KIT, master	1	
6	4L0-25867-00	BRACKET, master cylinder	1	
7	91316-06025	BOLT	2	
8	92906-06100	WASHER, spring	2	
9	47X-25872-00	HOSE, brake 1	1	
10	47X-25873-01	HOSE, brake 2	1	
11	47X-25873-10	HOSE, brake 2	1	
12	30401-10096	BOLT, union	4	
13	90201-10118	WASHER, plate	8	
14	47X-25885-00	JOINT	1	
15	97306-06025	BOLT	1	
16	92906-06100	WASHER, spring	1	
17	47X-25874-00	HOSE, brake	1	
18	47X-25874-10	HOSE, brake	1	
19	90401-10095	BOLT, union	3	
20	90201-10118	WASHER, plate	9	
21	47X-25875-00	HOLDER, brake hose 1	1	
22	47X-25876-00	HOLDER, brake hose 2	1	
23	4L0-25862-00	BOOT, master cylinder	1	
24	90338-09012	PLUG	2	

FIG. 33 STAND. FOOTREST

REF. NO.	PART NO.	DESCRIPTION	Q'TY	REMARKS
1	47X-27442-00	BRACKET 2	1	
2	90109-082A1	BOLT	2	
3	51X-27410-00	FRONT FOOTREST ASSY (L.H)	1	
4	90109-083A2	.BOLT	1	
5	97312-10030	BOLT	1	
6	92901-10100	WASHER, spring	1	
7	92902-10600	WASHER, plate	1	
8	51X-27430-00	REAR FOOTREST ASSY 1	1	
9	90185-10115	NUT, self-locking	1	
10	29L-27414-01	DAMPER, footrest	1	
11	90209-08258	WASHER	1	
12	90185-08106	NUT, self-locking	1	
13	90105-08319	BOLT, washer based	1	
14	47X-27443-00	BRACKET 3	1	
15	90109-082A1	BOLT	2	
16	51X-27420-00	FRONT FOOTREST ASSY (R.H)	1	
17	90109-083A2	.BOLT	1	
18	97312-10030	BOLT	1	
19	92901-10100	WASHER, spring	1	
20	92902-10600	WASHER, plate	1	
21	51X-27440-00	REAR FOOTREST ASSY 2	1	
22	90185-10115	NUT, self-locking	1	
23	29L-27414-01	DAMPER, footrest	1	
24	90209-08258	WASHER	1	
25	90185-08106	NUT, self-locking	1	
26	90105-08319	BOLT, washer based	1	
27	47X-27311-00	STAND, side	1	
28	90109-10474	BOLT	1	

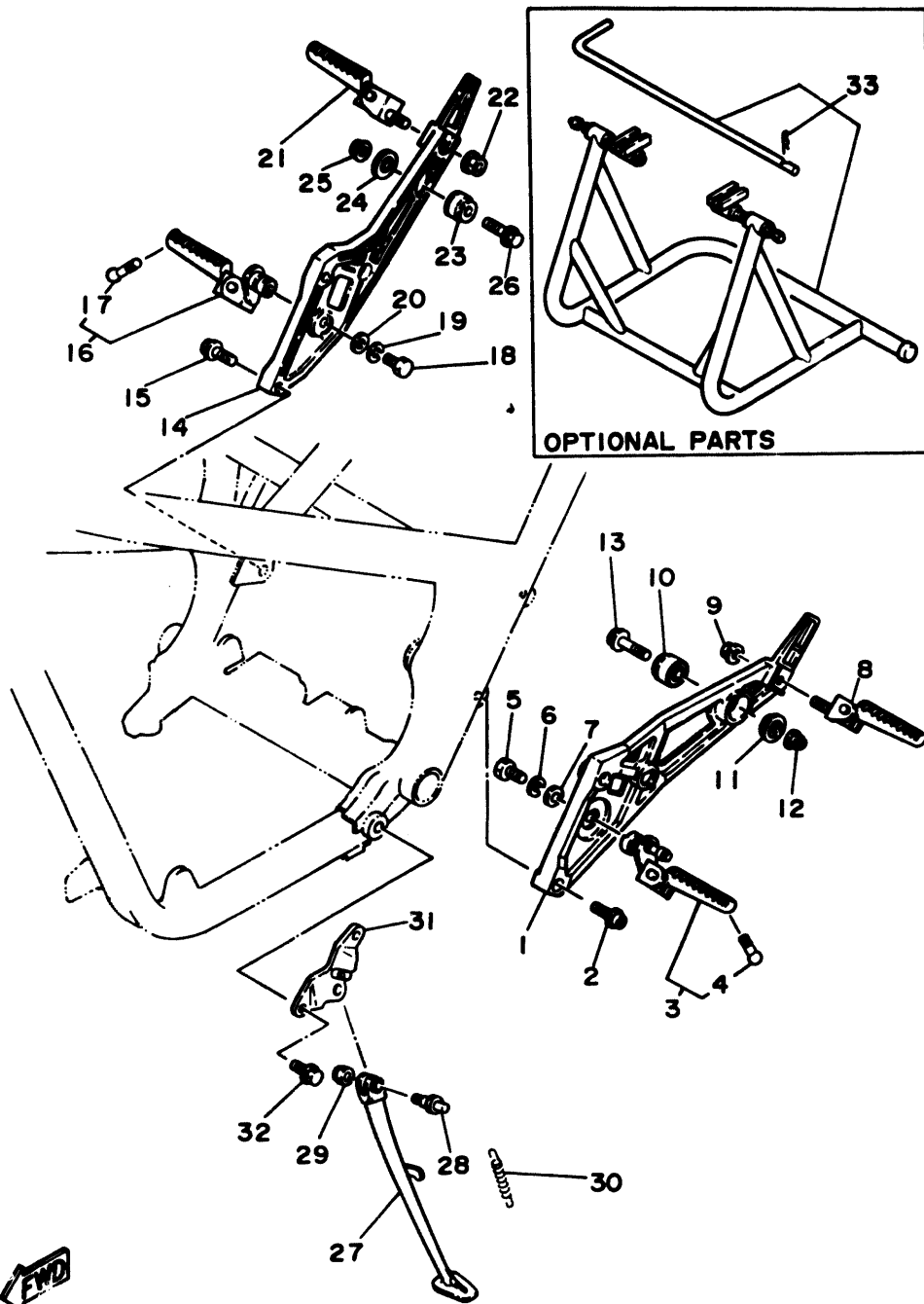


47X310-4330

E14

FIG. 33 STAND. FOOTREST

REF. NO.	PART NO.	DESCRIPTION	Q'TY	REMARKS
29	90185-10037	NUT, self-locking	1	
30	90507-29033	SPRING, tension	1	
31	47X-27321-01	BRACKET, side stand	1	
32	95811-10020	BOLT, flange	2	
33	51X-W0780-00	MAIN STAND KIT	1	



FWD
47X310-4330

CONTENTS

GENERAL SPEC.

ENGINE

Cylinder	B2 ~ B4
Crankshaft · Piston	B5 ~ B6
Water Pump · Piping	B7 ~ B8
Radiator · Hose	B9 ~ B10
Oil Pump 1	B11
Oil Pump 2	B12 ~ B13
Intake	B14 ~ B15
Carburetor	C2 ~ C4
Exhaust	C5 ~ C6
Crankcase	C7 ~ C8
Crankcase Cover 1	C9 ~ C10
Starter	C11
Clutch	C12 ~ C13
Transmission	C14 ~ C15
Shift Cam · Fork	D2
Shift Shaft	D3

CHASSIS

Frame	D4 ~ D5
Fender	D6
Side Cover	D7 ~ D8
Oil Tank	D9
Rear Arm	D10 ~ D11
Rear Suspension	D12
Steering	D13
Front Fork	D14 ~ E2
Fuel Tank	E3 ~ E4
Seat	E5 ~ E6
Front Wheel	E7

Front Brake Caliper	E8
Rear Wheel	E9 ~ E10
Rear Brake Caliper	E11
Steering Handle · Cable	E12
Front Master Cylinder	E13
Stand · Footrest	E14 E15
Rear Master Cylinder	F2 F3
Cowling 1	F4 F6
Generator	7
Flasher Light	F8
Meter	F9
Headlight	F10
Taillight	F11
Handle Switch · Lever	F12
Electrical 1	F13 F14
Electrical 2	F15

INDEX GENERAL SPEC.

Numerical Index	L2 ~ L6
-----------------------	---------

INDIVIDUAL SPEC.

FOR NORWAY

Alternate (Chassis)	G3
Alternate (Headlight)	G4

FOR SWEDEN

Alternate (Engine)	G6
Alternate (Chassis)	G7
Alternate (Headlight)	G8

FOR FINLAND

Alternate (Chassis)	G10
Alternate (Headlight)	G11

FOR DENMARK

Alternate (Chassis)	G13
Alternate (Headlight)	G14

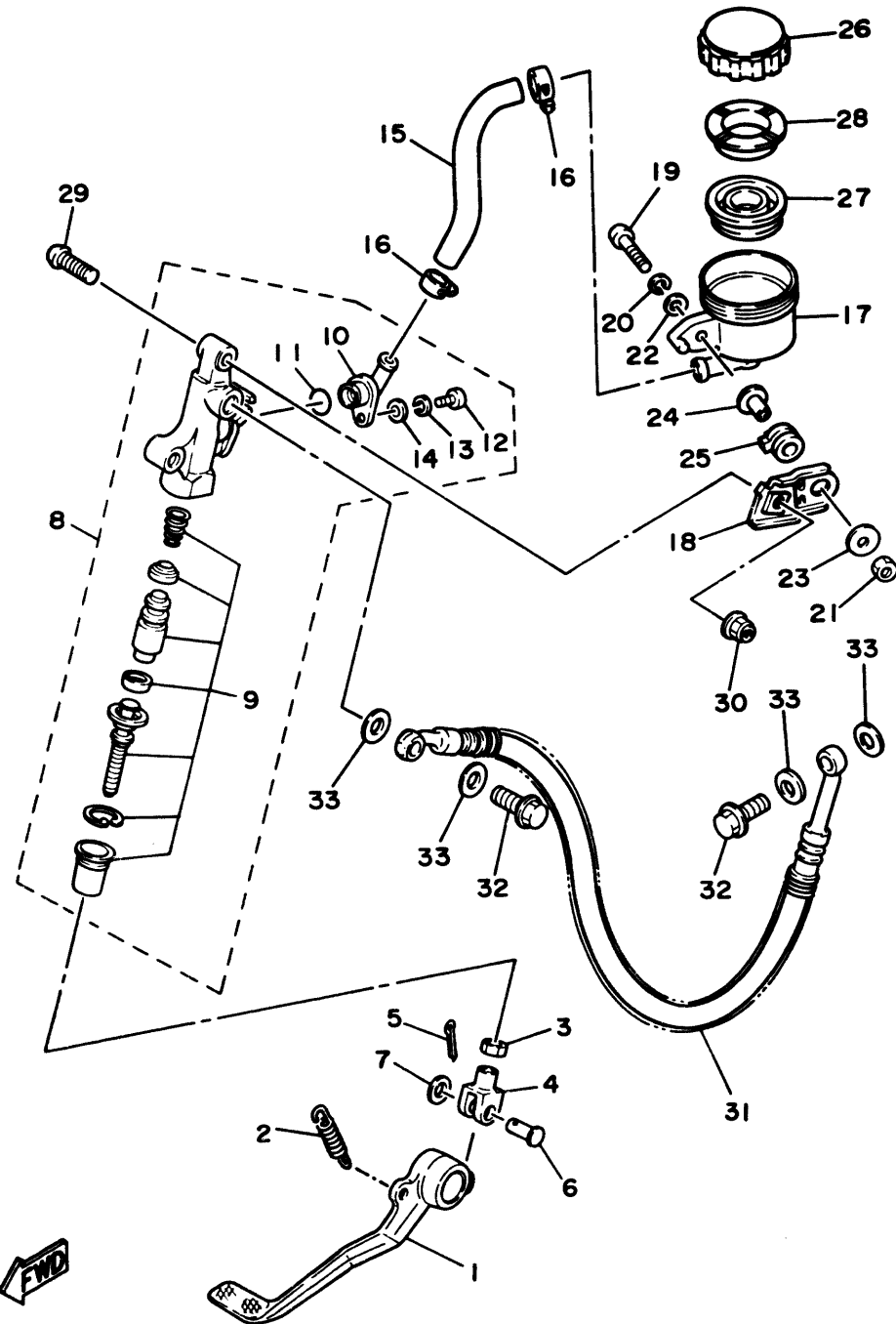
FOR AUSTRIA

Alternate (Chassis)	H2 H3
---------------------------	-------

INDEX INDIVIDUAL SPEC.

Numerical Index	M2
-----------------------	----

FIG. 34 REAR MASTER CYLINDER



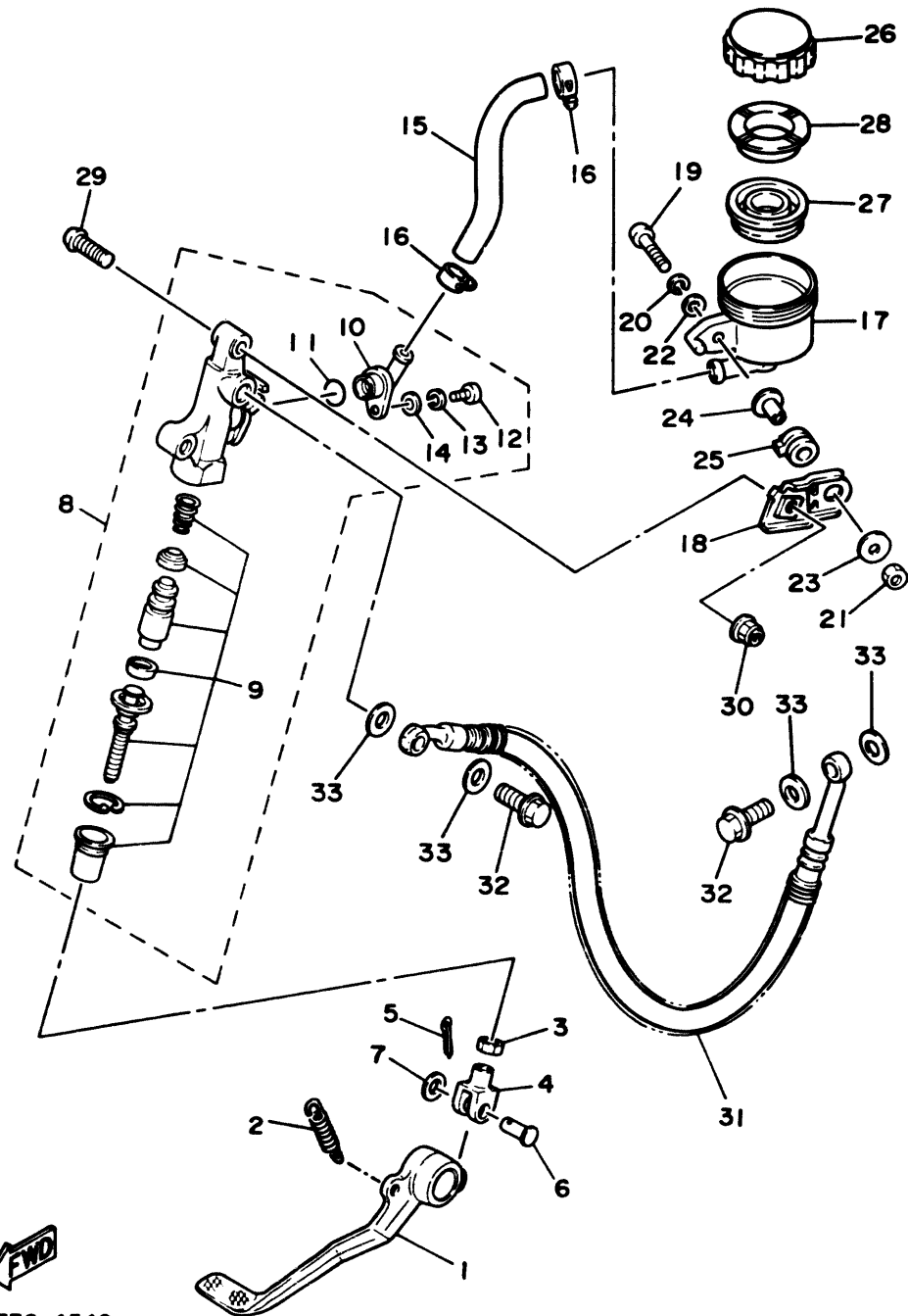
REF. NO.	PART NO.	DESCRIPTION	Q'TY	REMARKS
1	47X-27211-00	PEDAL, brake	1	
2	90506-20369	SPRING, tension	1	
3	95301-08700	NUT	1	
4	47X-27222-00	JOINT	1	
5	91401-16012	PIN, cotter	1	
6	90240-08013	PIN, clevis	1	
7	90201-08083	WASHER, plate	1	
8	47X-25850-50	MASTER CYLINDER ASSY	1	
9	47X-W0042-50	.CYLINDER KIT, master	1	
10	47X-2582A-50	.JOINT	1	
11	93210-15620	.O-RING	1	
12	98511-04012	.SCREW, pan head	1	
13	92902-04100	.WASHER, spring	1	
14	92901-04600	.WASHER, plate	1	
15	47X-25895-00	HOSE, reservoir	1	
16	90460-12268	CLAMP, hose	2	
17	47X-25894-00	TANK, reservoir	1	
18	47X-27332-01	BRACKET	1	
19	92501-06035	SCREW, pan head	1	
20	92990-06100	WASHER, spring	1	
21	95302-06600	NUT	1	
22	92901-06200	WASHER, plain	1	
23	90201-06067	WASHER, plate	1	
24	90387-060M9	COLLAR	1	
25	47X-27414-00	DAMPER, footrest	1	
26	1A1-25852-00	CAP, reservoir	1	
27	360-25854-00	DIAPHRAGM, reservoir	1	
28	360-25855-01	BUSH, diaphragm	1	


47X332-4340

F2

FIG. 34 REAR MASTER CYLINDER

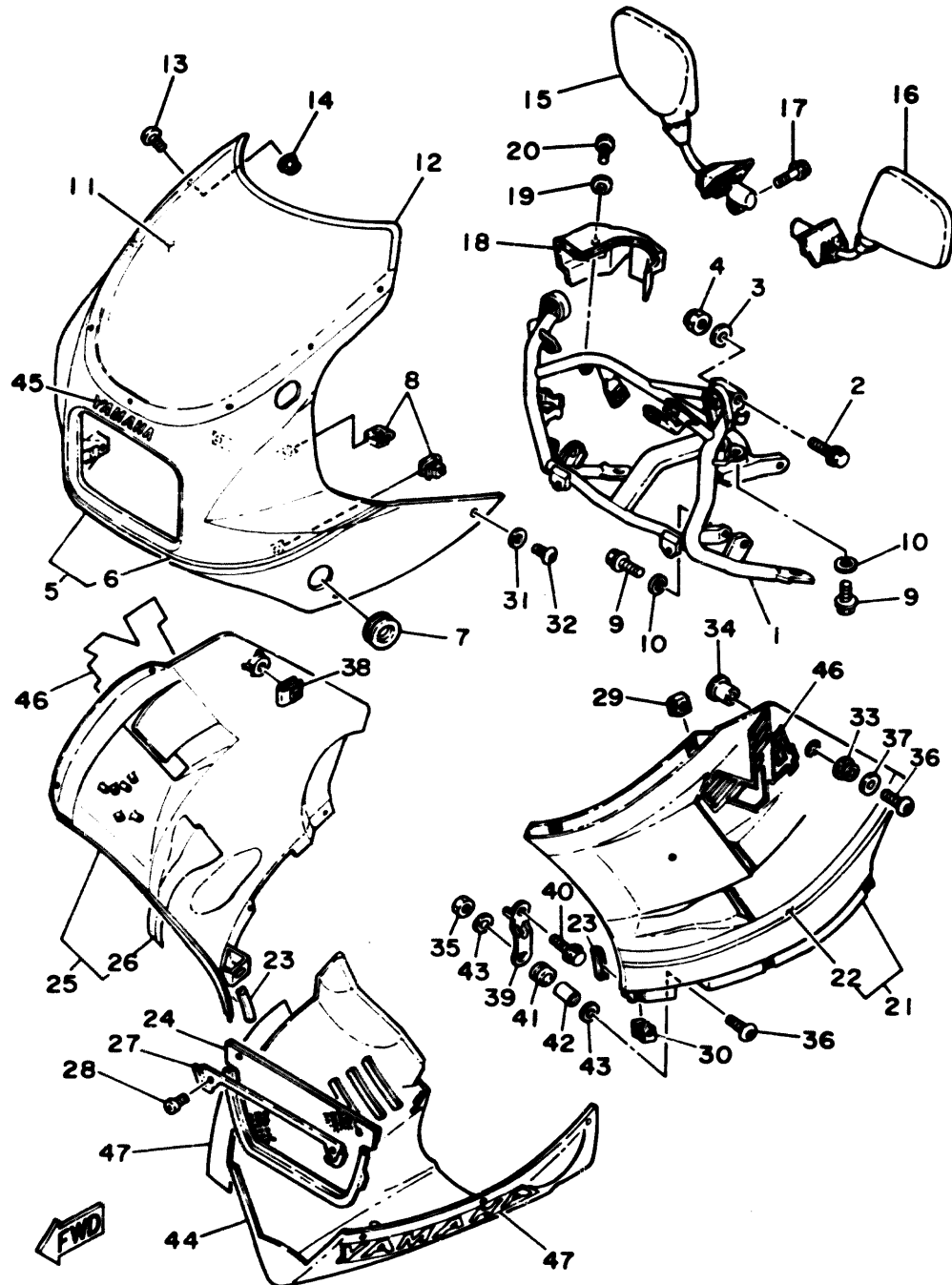
REF. NO.	PART NO.	DESCRIPTION	QTY	REMARKS
29	90157-08066	SCREW, pan head	2	
30	90185-08106	NUT, self-locking	2	
31	47X-25872-52	HOSE, brake 1	1	
32	90401-10096	BOLT, union	2	
33	90201-10118	WASHER, plate	4	



47X332-4340

F3

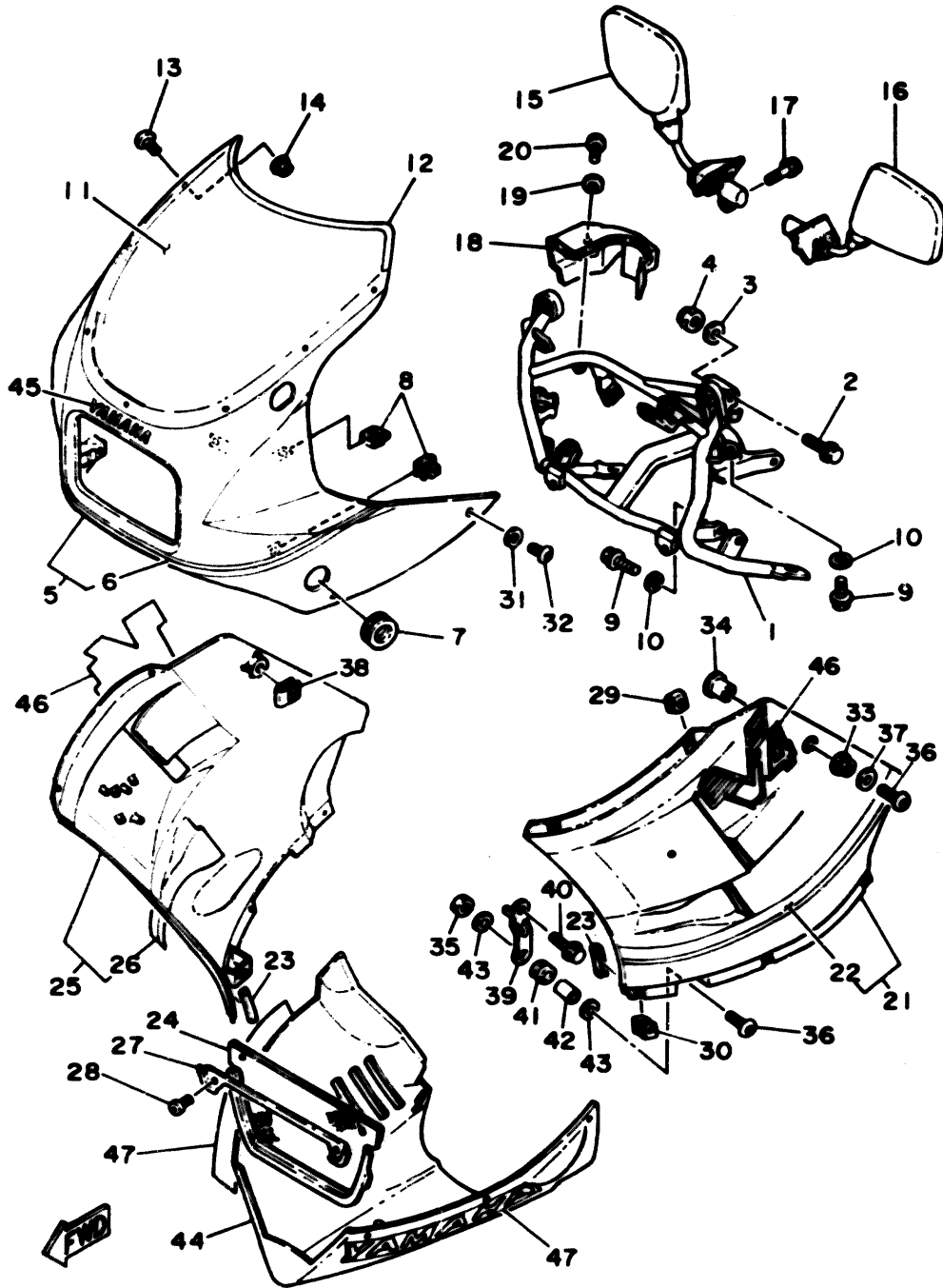
FIG. 35 COWLING 1



IGE300-5350

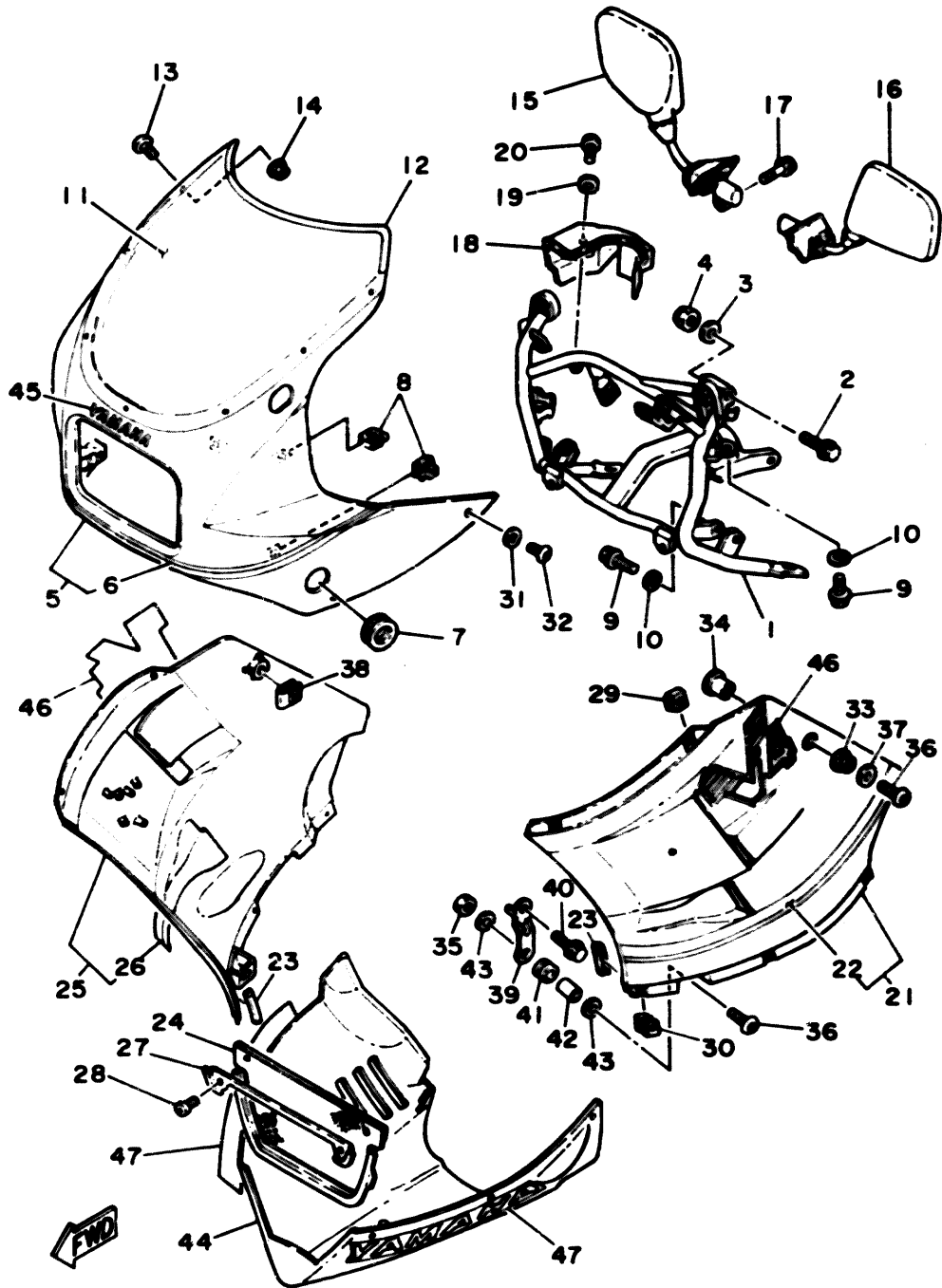
REF. NO.	PART NO.	DESCRIPTION	Q'TY	REMARKS
1	1GE-28356-00	STAY 1	1	
2	95026-08045	BOLT, flange	2	
3	92906-08100	WASHER, spring	2	
4	95306-08800	NUT	2	
5	47X-W2838-01-05	COWLING ASSY	1	UR silky white/stormy red
	47X-W2838-01-06	COWLING ASSY	1	UR stormy red/new yamaha black
6	47X-28391-00	.GRAPHIC 1	1	UR for sw/smr
	47X-28391-10	.GRAPHIC 1	1	UR for smr/nyb
7	90480-35394	GROMMET	2	
8	47X-21736-00	NUT,plate	6	
9	97326-06016	BOLT	4	
10	92906-06100	WASHER, spring	4	
11	47X-2837U-00	SCREEN	1	
12	47X-28346-00	MOLE 2	1	
13	90150-05019	SCREW, round head	7	
14	90176-05054	NUT, crown	7	
15	47X-26290-00	BACK MIRROR ASSY (RIGHT)	1	
16	47X-26290-10	BACK MIRROR ASSY (LEFT)	1	
17	91026-08025	BOLT, flange	2	
18	47X-28365-00	COVER	1	
19	90201-05033	WASHER, plate	1	
20	98906-05012	SCREW, bind	1	
21	47X-W2835-00-01	PANEL COMP. 1	1	UR silky white/stormy red
	47X-W2835-00-02	PANEL COMP. 1	1	UR stormy red/new yamaha black
22	47X-2839F-00	.GRAPHIC 9	1	UR for sw/smr
	47X-2839F-10	.GRAPHIC 9	1	UR for smr/nyb
23	47X-28345-00	MOLE 1	2	
24	47X-28343-00	GUARD, stone	1	

FIG. 35 COMLING 1



IGE300-5350

REF. NO.	PART NO.	DESCRIPTION	Q'TY	REMARKS
25	47X-W2836-00-01	PANEL COMP. 2	1	UR silky white/stormy red
	47X-W2836-00-02	PANEL COMP. 2	1	UR stormy red/new yamaha black
26	47X-2839G-00	.GRAPHIC 10	1	UR for sw/smr
	47X-2839G-10	.GRAPHIC 10	1	UR for smr/nyb
27	47X-28396-00	PLATE 1	1	
28	98906-05012	SCREW, bind	2	
29	90183-05024	NUT, spring	9	
30	47X-28362-00	NUT	1	
31	90202-06007	WASHER, plate	10	
32	90110-05079	BOLT, hexagon socket head	10	
33	90480-13398	GROMMET	2	
34	90387-06638	COLLAR	2	
35	95301-06700	NUT	2	
36	90110-06083	BOLT, hexagon socket head	4	
37	90201-06263	WASHER, plate	2	
38	47X-21736-00	NUT, plate	1	
39	47X-28321-01	STAY, leg shield (L.H)	2	
40	95806-08016	BOLT, flange	2	
41	90480-12392	GROMMET	2	
42	90387-060A3	COLLAR	2	
43	90201-06059	WASHER, plate	4	
44	47X-W2839-01-AJ	UNDER COVER	1	UR stormy red
	47X-W2839-01-6C	UNDER COVER	1	UR new yamaha black
45	1X0-24161-10	EMBLEM 1	1	UR for sw/smr
	47X-28328-00	EMBLEM	1	UR for smr/nyb
46	47X-28338-00	EMBLEM	2	UR for sw/smr
	47X-28338-10	EMBLEM	2	UR for smr/nyb
47	47X-28315-00	EMBLEM	2	UR for sw/smr

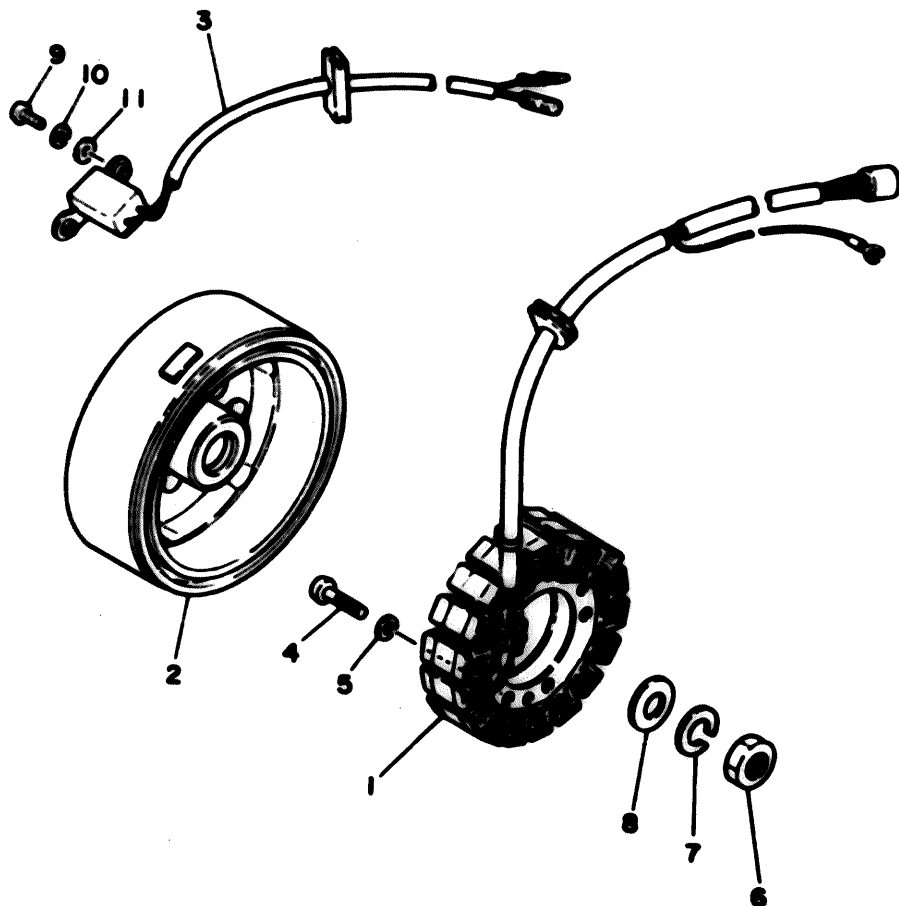


1GE300-5350

FIG. 35 COOLING 1

REF. NO.	PART NO.	DESCRIPTION	Q'TY	REMARKS
47	47X-28315-10	EMBLEM	2	UR for smr/nyb

FIG. 36 GENERATOR



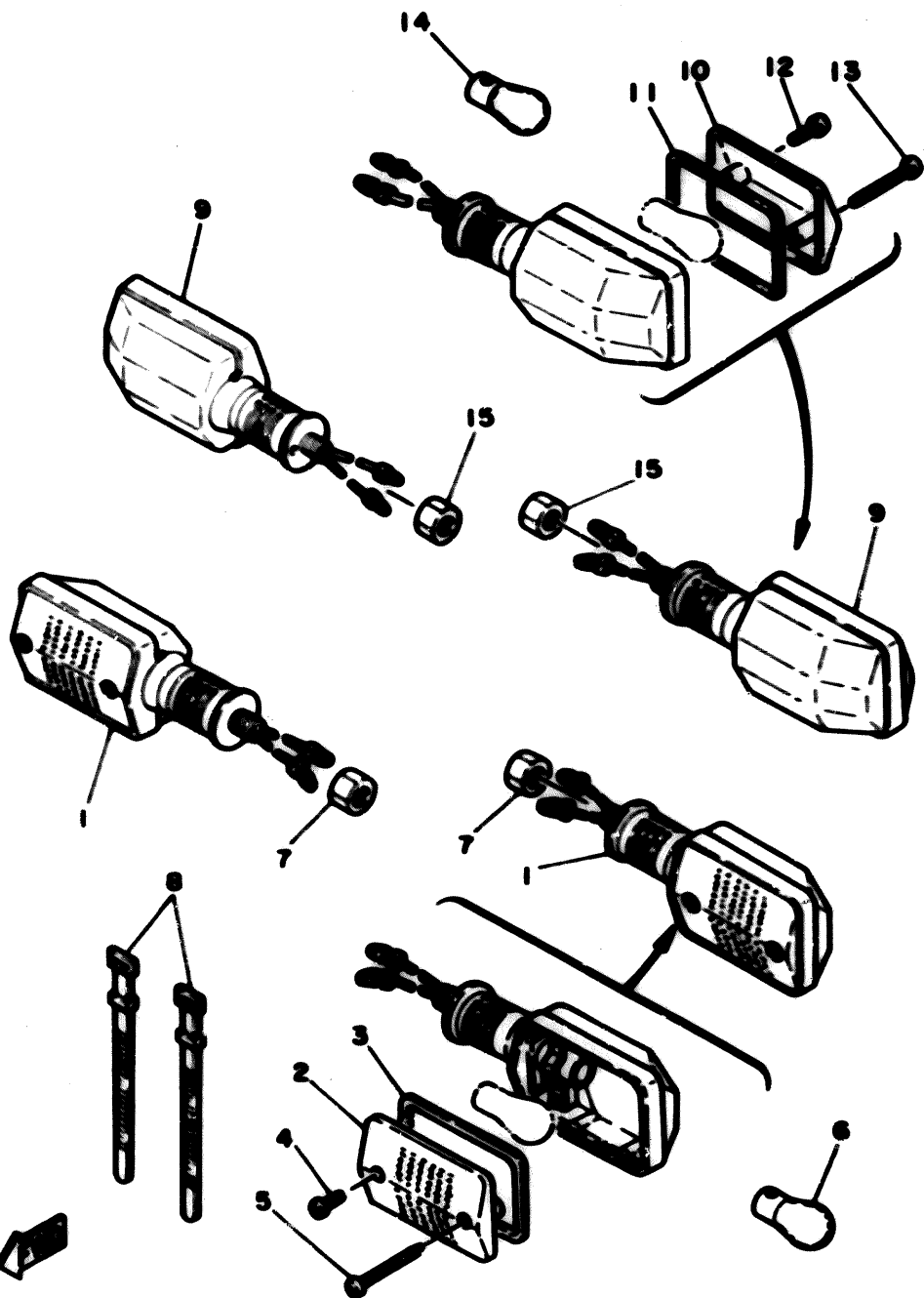
REF. NO.	PART NO.	DESCRIPTION	Q'TY	REMARKS
1	47X-81410-51	STATOR ASSY	1	
2	47X-81450-51	ROTOR ASSY	1	
3	47X-81670-50	PICK-UP ASSY	1	
4	92502-06035	SCREW, pan head	3	
5	92902-06100	WASHER, spring	3	
6	90170-12067	NUT	1	
7	92902-12100	WASHER, spring	1	
8	90201-12677	WASHER, plate	1	
9	98501-05016	SCREW, pan head	2	
10	92901-05100	WASHER, spring	2	
11	92901-05600	WASHER, plate	2	


47X332-4360

F7

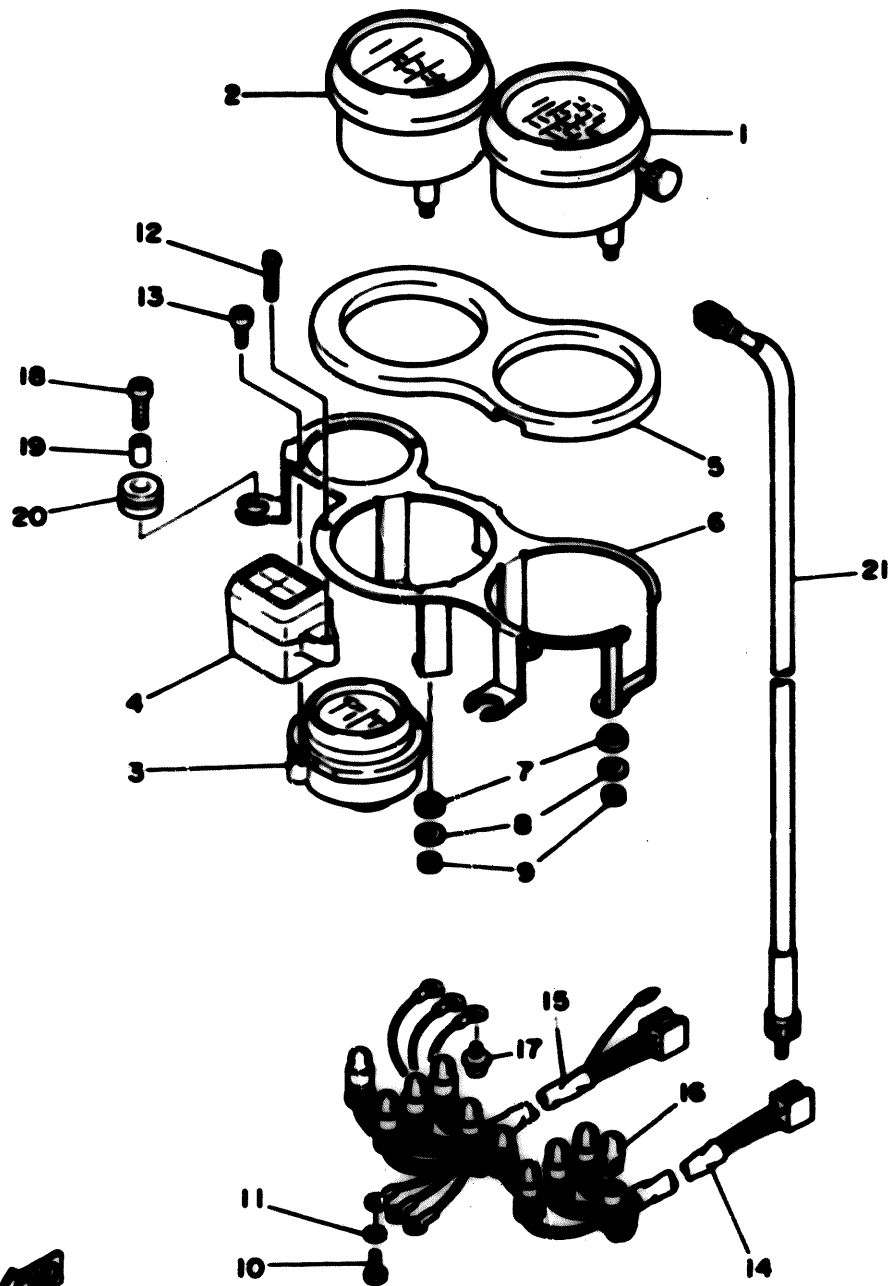
FIG. 37 FLASHER LIGHT

REF. NO.	PART NO.	DESCRIPTION	Q'TY	REMARKS
1	5Y3-83310-20	FRONT FLASHER LIGHT ASSY 1	2	
2	5Y1-83312-00	.LENS, flasher	1	
3	5Y1-83313-00	.GASKET, flasher lens	1	
4	98511-04012	.SCREW, pan head	1	
5	97701-40530	.SCREW, tapping	1	
6	•	BULB, flasher (12V-21W)	2	LM
7	95306-12700	NUT	2	
8	437-83936-00	BAND, switch cord	2	
9	5Y3-83330-40	REAR FLASHER LIGHT ASSY 1	2	
10	10Y-83312-00	.LENS, flasher	1	
11	5Y1-83313-00	.GASKET, flasher lens	1	
12	98503-04010	.SCREW, pan head	1	
13	97701-40530	.SCREW, tapping	1	
14	•	BULB, flasher (12V-21W)	2	LM
15	95306-12700	NUT	2	



47X332-4370

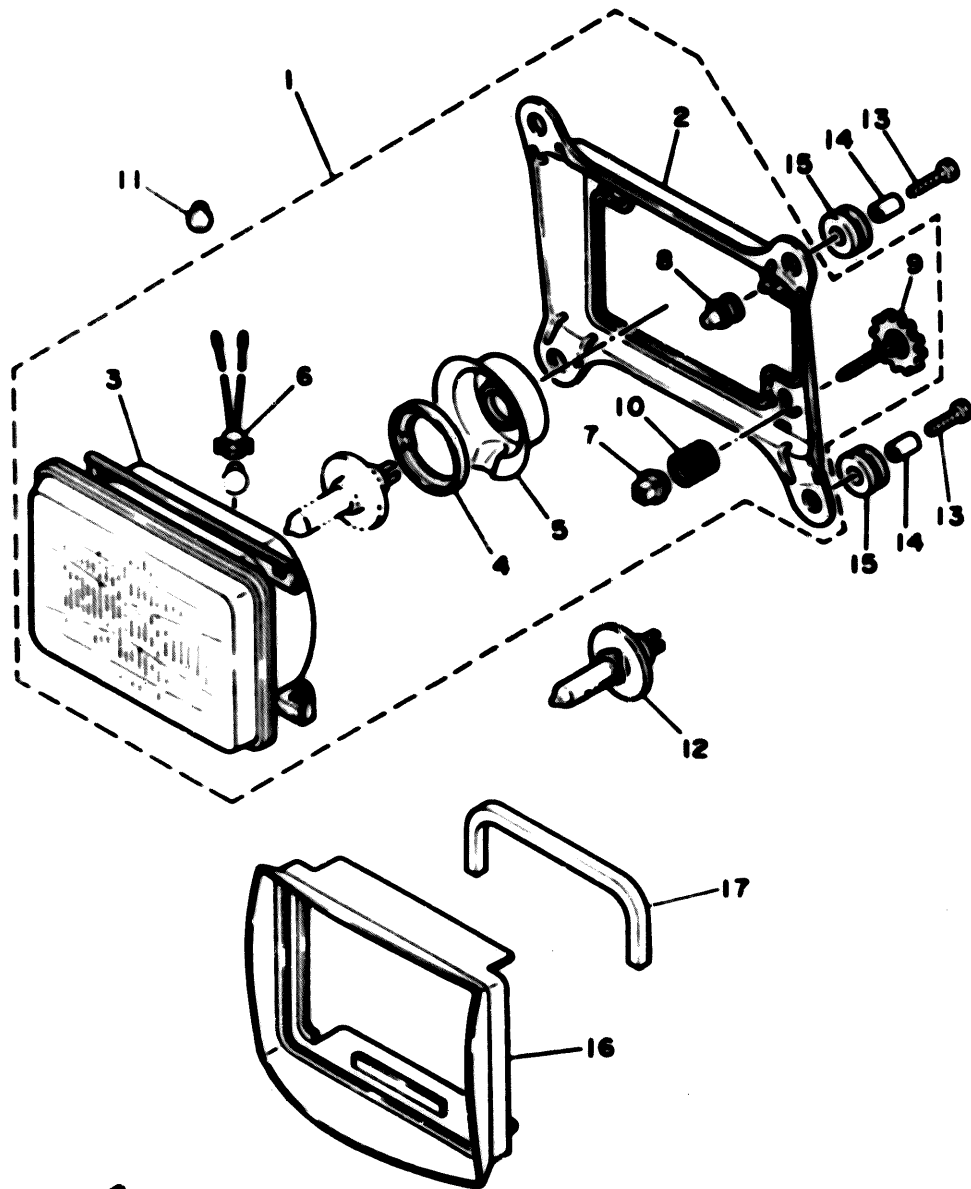
FIG. 38 METER



REF. NO.	PART NO.	DESCRIPTION	Q'TY	REMARKS
1	47X-83570-F0	SPEEDOMETER ASSY	1	
2	47X-83540-00	TACHOMETER ASSY	1	
3	47X-83590-00	WATER TEMPERATURE ASSY	1	
4	47X-83530-00	PILOT LIGHT ASSY	1	
5	47X-83513-00	DAMPER	1	
6	47X-83519-00	BRACKET, meter	1	
7	564-83523-00	DAMPER	4	
8	405-83524-00	WASHER, special	4	
9	95306-05600	NUT	4	
10	98501-03012	SCREW, pan head	3	
11	92903-03100	WASHER, spring	3	
12	47X-83616-00	SCREW, tapping	1	
13	91316-03016	BOLT	2	
14	47X-83509-00	SOCKET CORD ASSY	1	
15	47X-83520-00	SOCKET CORE ASSY	1	
16	461-84744-00	BULB (12V-3.4W)	10	
17	90159-03102	SCREW, with washer	3	
18	90110-06087	BOLT, hexagon socket head	3	
19	90387-065L7	COLLAR	3	
20	90480-14229	GROMMET	3	
21	51L-83550-00	SPEEDOMETER CABLE ASSY	1	

51L010-4370

FIG. 39 HEADLIGHT

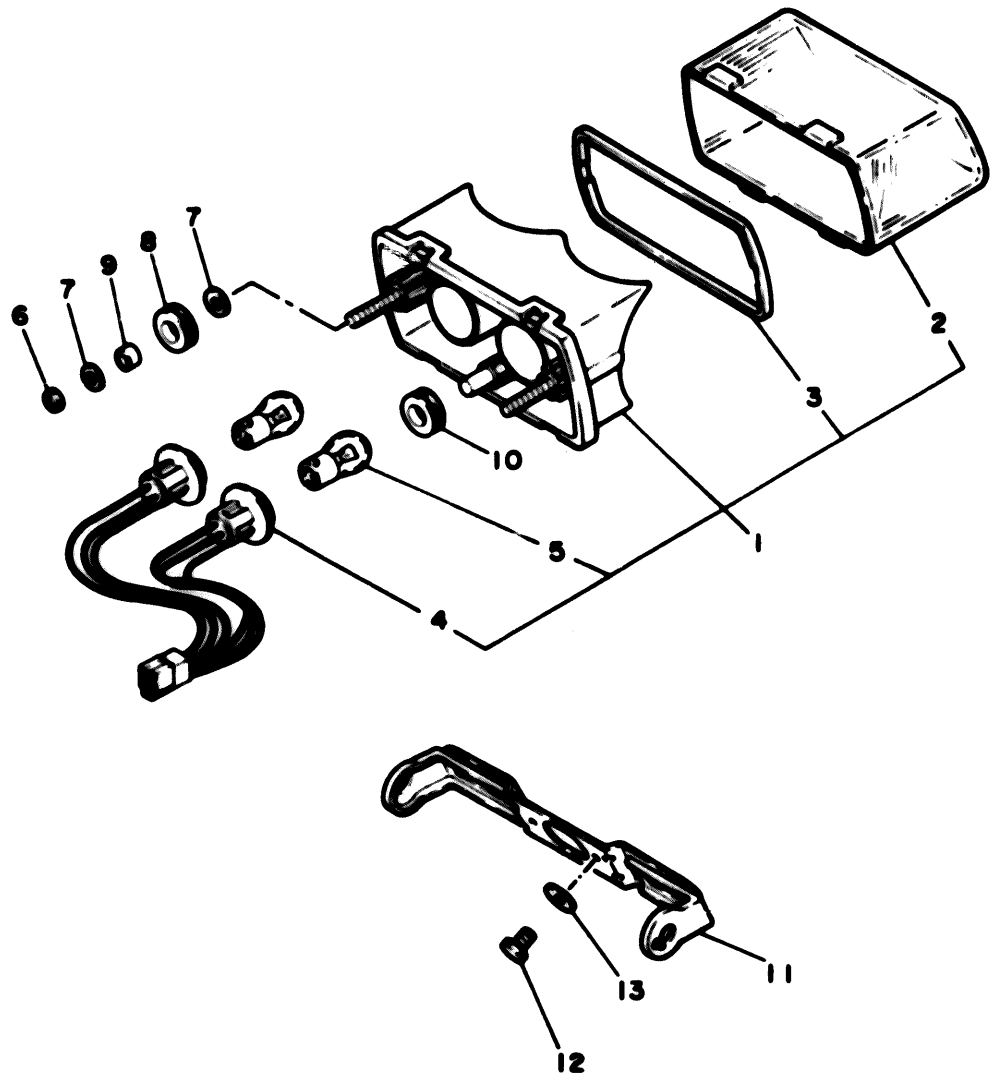


REF. NO.	PART NO.	DESCRIPTION	Q'TY	REMARKS
1	47X-84303-F0	HEADLIGHT UNIT ASSY	1	
2	47X-84311-00	.BODY, headlight	1	
3	47X-84320-00	.LENS ASSY	1	
4	2F9-84375-00	.FITTING PLATE, bulb	1	
5	2F9-84397-01	.COVER, socket	1	
6	34L-84346-00	.SOCKET, pilot light	1	
7	51L-84334-00	.NUT, adjusting	2	
8	51L-84310-00	.HOLDER	1	
9	47X-84337-00	.BOLT, special	2	
10	51L-84332-00	.SPRING, screw	2	
11	•	BULB (12V-4W)	1	LM
12	•	BULB (12V-60/55W)	1	LM
13	97306-06030	BOLT	4	
14	90387-067F1	COLLAR	4	
15	90480-14229	GROMMET	4	
16	51L-84196-01	COVER, socket	1	
17	47X-84345-00	DAMPER, headlight	1	

47X332-4390

F10

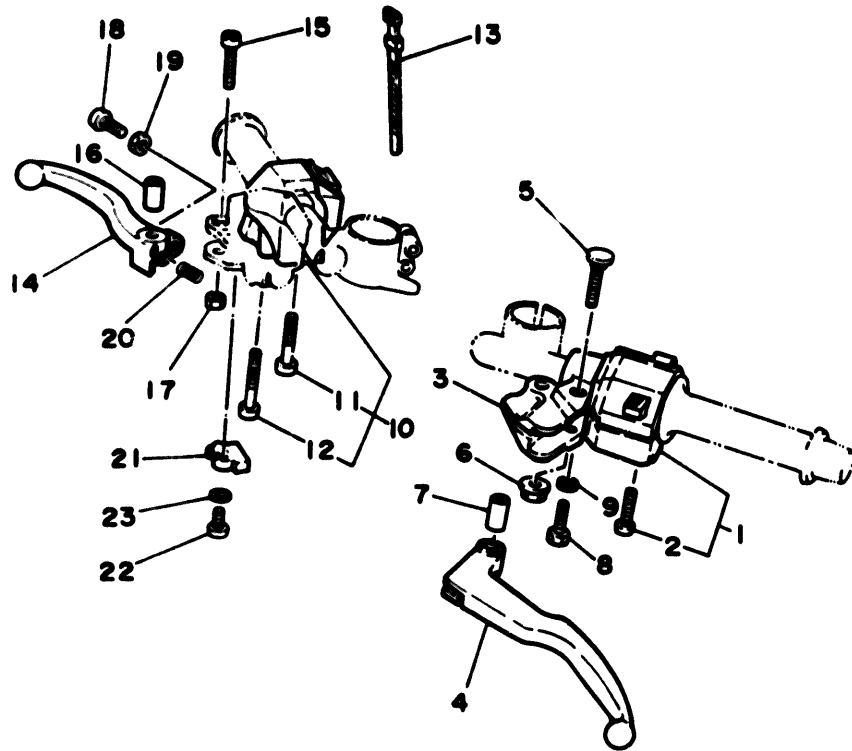
FIG. 40 TAILLIGHT



REF. NO.	PART NO.	DESCRIPTION	Q'TY	REMARKS
1	47X-84710-E0	TAILLIGHT UNIT ASSY	1	
2	47X-84721-00	.LENS, taillight	1	
3	47X-84723-00	.GASKET, tail lens	1	
4	47X-84735-00	.CORD ASSY	1	
5	31L-84714-00	.BULB, taillight (12V-21/5W)	2	
6	95302-06600	NUT	2	
7	90201-066F3	WASHER, plate	4	
8	90480-18276	GROMMET	2	
9	90387-C6694	COLLAR	2	
10	90480-18276	GROMMET	1	
11	47X-84751-01	BRACKET, licence	1	
12	97302-06012	BOLT	2	
13	92901-06700	WASHER, wave	2	

47X332-4400

FIG. 41 HANDLE SWITCH. LEVER

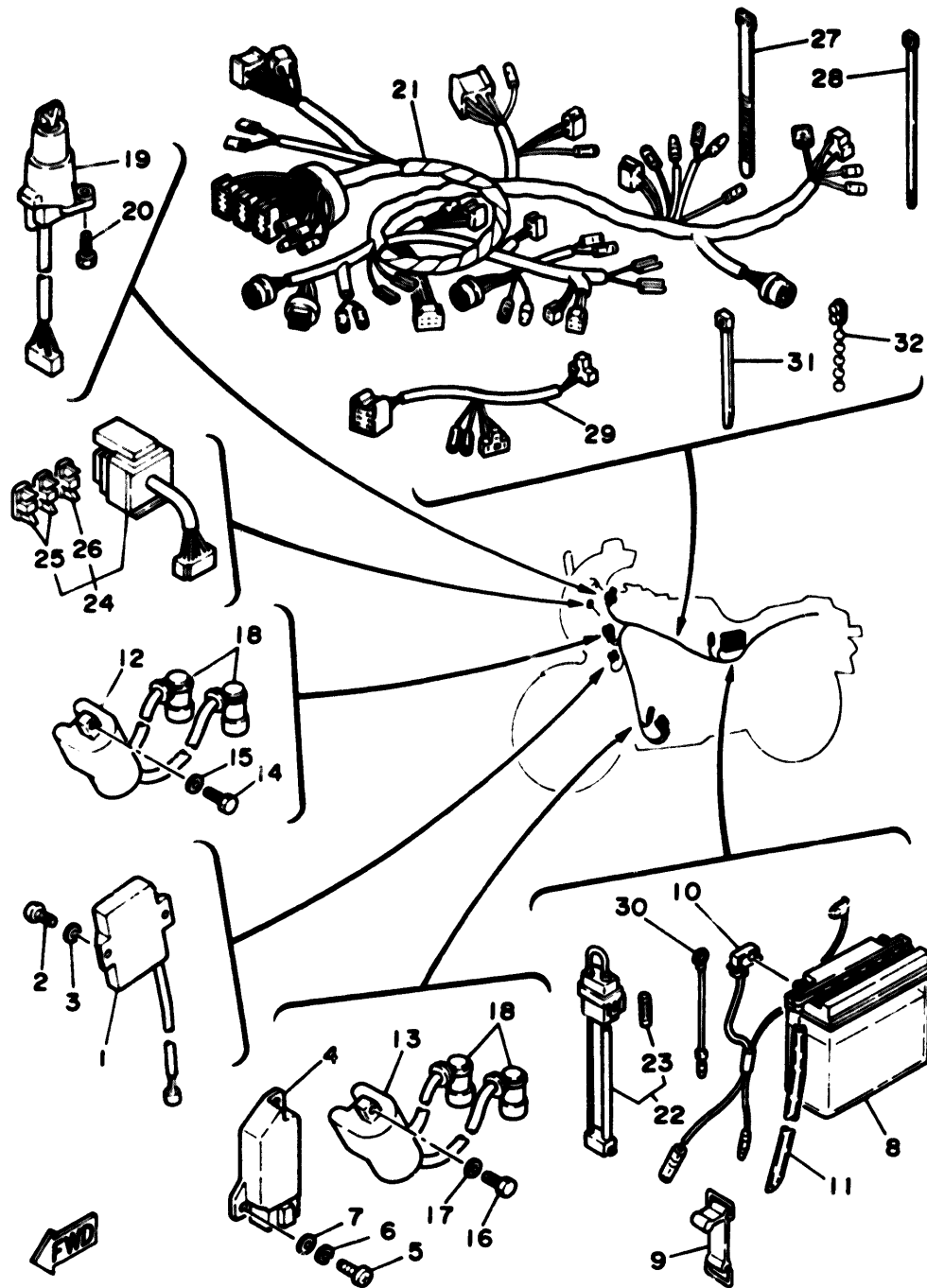


REF. NO.	PART NO.	DESCRIPTION	Q'TY	REMARKS
1	47X-83972-00	SWITCH, handle 4	1	
2	98506-05035	.SCREW, pan head	2	
3	29L-82911-01	HOLDER, lever 1	1	
4	29L-83912-01	LEVER 1	1	
5	31A-83945-00	BOLT, lever	1	
6	95706-06100	NUT, flange	1	
7	31A-83913-00	COLLAR, lever 1	1	
8	97306-06025	BOLT	1	
9	92906-06100	WASHER, spring	1	
10	51L-83975-00	SWITCH, handle 2	1	
11	98506-05040	.SCREW, pan head	1	
12	98506-05045	.SCREW, pan head	1	
13	437-83936-00	BAND, switch cord	2	
14	36Y-83922-00	LEVER 2	1	
15	90110-06074	BOLT, hexagon socket head	1	
16	36Y-83913-00	COLLAR, lever 1	1	
17	95606-06100	NUT, u	1	
18	90149-06153	SCREW	1	
19	90170-06010	NUT	1	
20	90501-10312	SPRING, compression	1	
21	36Y-83980-00	FRONT STOP SWITCH ASSY	1	
22	98506-04018	SCREW, pan head	1	
23	92906-04600	WASHER, plate	1	



47X332-4410

FIG. 42 ELECTRICAL 1

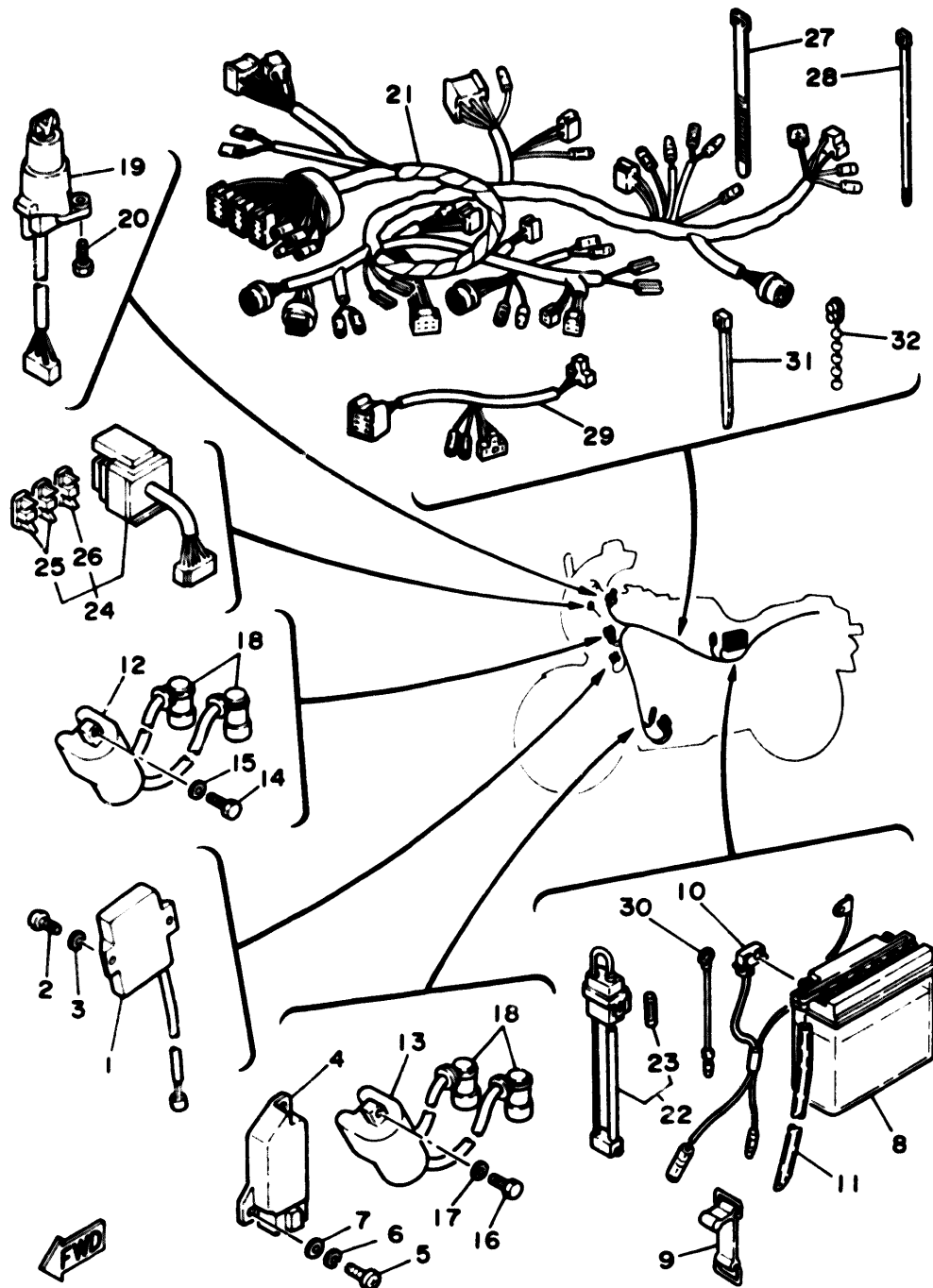


IGE300-5420

REF. NO.	PART NO.	DESCRIPTION	Q'TY	REMARKS
1	1GE-85540-50	C.D.I. UNIT ASSY	1	
2	92502-06016	SCREW, pan head	2	
3	92990-06600	WASHER, plate	2	
4	47X-81960-A0	RECTIFIER & REGULATOR ASSY	1	
5	92502-06016	SCREW, pan head	2	
6	92902-06100	WASHER, spring	2	
7	92990-06600	WASHER, plate	2	
8	131-82110-61	BATTERY ASSY	1	
9	46X-21376-00	BAND, tool	1	
10	51X-82117-00	WIRE, lead	1	
11	90445-08687	HOSE	1	
12	47X-82310-50	IGNITION COIL ASSY	1	
13	47X-82320-50	IGNITION COIL ASSY	1	
14	97302-06020	BOLT	2	
15	92901-06700	WASHER, wave	2	
16	97302-06020	BOLT	2	
17	92901-06700	WASHER, wave	2	
18	6G1-82370-20	PLUG CAP ASSY	4	
19	47X-82501-80	MAIN SWITCH STEERING LOCK	1	
20	90109-06614	BOLT	2	
21	47X-82590-71	WIRE HARNESS ASSY	1	
22	1X7-82150-00	FUSE HOLDER ASSY	1	
23	1A0-82161-00	.FUSE (12V-20A)	2	
24	47X-82170-00	FUSE BOX ASSY	1	
25	42X-82151-20	.FUSE (12V-10A)	2	
26	36Y-82151-00	.FUSE (12V-15A)	2	
27	437-83936-10	BAND, switch cord	1	
28	12R-82591-00	BAND	1	

F13

FIG. 42 ELECTRICAL 1

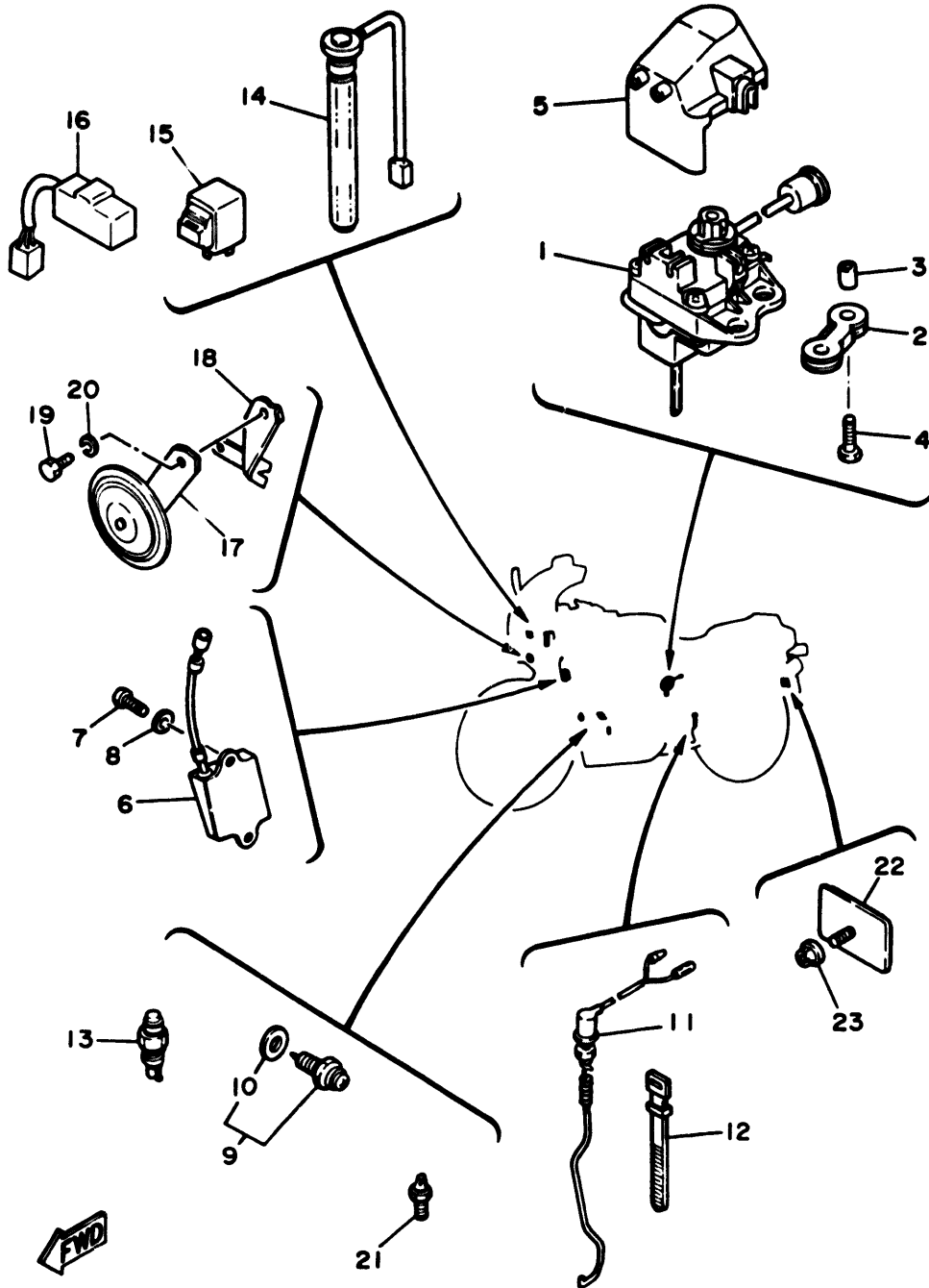


REF. NO.	PART NO.	DESCRIPTION	Q'TY	REMARKS
29	47X-82509-00	WIRE, sub lead	1	
30	47X-82519-00	WIRE, earth lead	1	
31	90465-13275	CLAMP	2	
32	90464-20031	CLAMP	1	

IGE300-5420

F14

FIG. 43 ELECTRICAL 2



REF. NO.	PART NO.	DESCRIPTION	Q'TY	REMARKS
1	47X-85820-00	SERVO MOTOR ASSY	1	
2	29L-85823-00	DAMPER	1	
3	90387-064A5	COLLAR	2	
4	97302-06025	BOLT	2	
5	47X-85825-00	COVER, wire	1	
6	47X-85830-M0	CONTROL UNIT ASSY	1	
7	92502-06016	SCREW, pan head	2	
8	92990-06600	WASHER, plate	2	
9	341-82540-01	NEUTRAL SWITCH ASSY	1	
10	341-82543-00	.GASKET	1	
11	47X-82530-00	STOP SWITCH ASSY	1	
12	437-83936-00	BAND, switch cord	1	
13	47X-82560-00	THERMO SWITCH ASSY	1	
14	47X-85720-01	OIL LEVEL GAUGE ASSY	1	
15	4K0-83350-20	FLASHER RELAY ASSY	1	
16	1A0-83395-03	FLASHER CANCELLING UNIT	1	
17	4L0-83371-30	HORN	1	
18	47X-83378-00	STAY, horn	1	
19	97326-08016	BOLT	1	
20	92906-08100	WASHER, spring	1	
21	11H-83591-00	THERMO UNIT	1	
22	3G1-85130-01	REAR REFLECTOR ASSY	1	
23	95701-05100	NUT, flange	1	



47X310-4431

F15

CONTENTS

GENERAL SPEC.

ENGINE

Cylinder	B2	B4
Crankshaft · Piston	B5	B6
Water Pump · Piping	B7	B8
Radiator · Hose	B9	B10
Oil Pump 1	B11	
Oil Pump 2	B12	B13
Intake	B14	B15
Carburetor	C2	C4
Exhaust	C5	C6
Crankcase	C7	C8
Crankcase Cover 1	C9	C10
Starter	C11	
Clutch	C12	C13
Transmission	C14	C15
Shift Cam · Fork	D2	
Shift Shaft	D3	

CHASSIS

Frame	D4	D5
Fender	D6	
Side Cover	D7	D8
Oil Tank	D9	
Rear Arm	D10	D11
Rear Suspension	D12	
Steering	D13	
Front Fork	D14	E2
Fuel Tank	E3	E4
Seat	E5	E6
Front Wheel	E7	

Front Brake Caliper	E8	
Rear Wheel	E9	E10
Rear Brake Caliper	E11	
Steering Handle · Cable	E12	
Front Master Cylinder	E13	
Stand · Footrest	E14	E15
Rear Master Cylinder	F2	F3
Cowling 1	F4	F6
Generator	F7	
Flasher Light	F8	
Meter	F9	
Headlight	F10	
Taillight	F11	
Handle Switch · Lever	F12	
Electrical 1	F13	F14
Electrical 2	F15	

INDEX (GENERAL SPEC.)

Numerical Index	L2	L6
-----------------------	----	----

INDIVIDUAL SPEC.

FOR NORWAY

Alternate (Chassis)	G3
Alternate (Headlight)	G4

FOR SWEDEN

Alternate (Engine)	G6
Alternate (Chassis)	G7
Alternate (Headlight)	G8

FOR FINLAND

Alternate (Chassis)	G10
Alternate (Headlight)	G11

FOR DENMARK

Alternate (Chassis)	G13
Alternate (Headlight)	G14

FOR AUSTRIA

Alternate (Chassis)	H2	H3
---------------------------	----	----

INDEX · INDIVIDUAL SPEC.

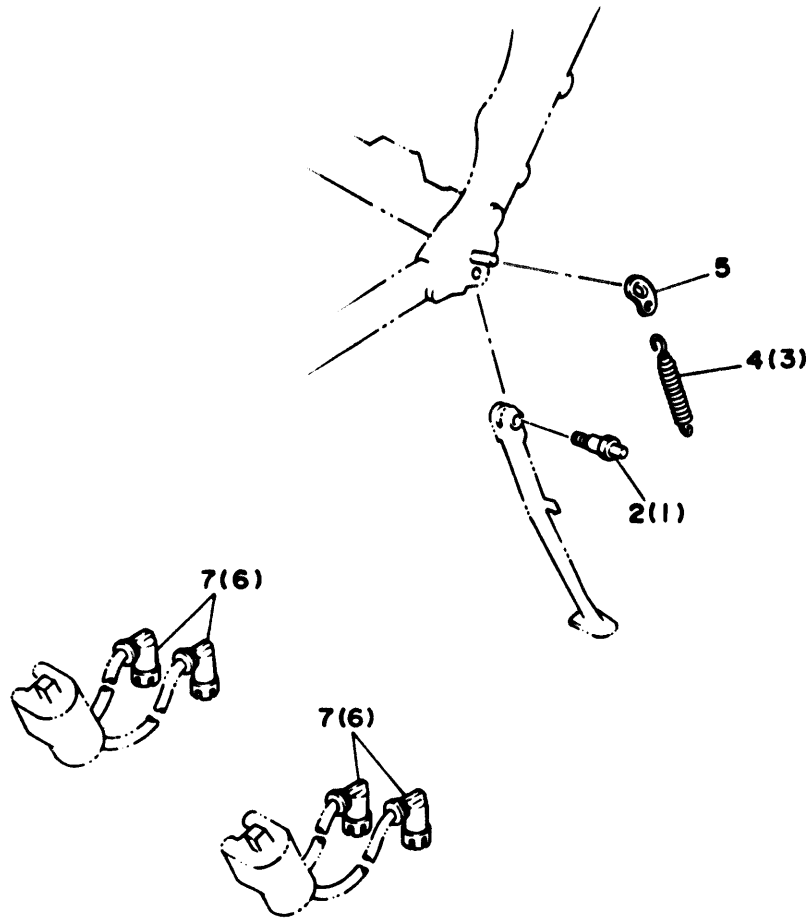
Numerical Index	M2
-----------------------	----

FOR NORWAY

The following pages provides a listing of only the parts that meet the specifications peculiar to your market. For those parts not appearing in these pages, refer to the "GENERAL SPEC" section.

FIG. 44 ALTERNATE (CHASSIS)

REF. NO.	PART NO.	DESCRIPTION	Q'TY	REMARKS
1	90109-10474	BOLT	*	
2	90109-10674	BOLT	1	
3	90507-29033	SPRING, tension	*	
4	90507-32020	SPRING, tension	1	
5	458-27315-00	LINK, side stand	1	
6	6G1-82370-20	PLUG CAP ASSY	*	
7	8J0-82370-10	PLUG CAP ASSY	4	



* For convenience of reference:

Disregard the items asterisked (*) in the "QTY" column. These are intended for GENERAL SPEC, and NOT for INDIVIDUAL SPEC.

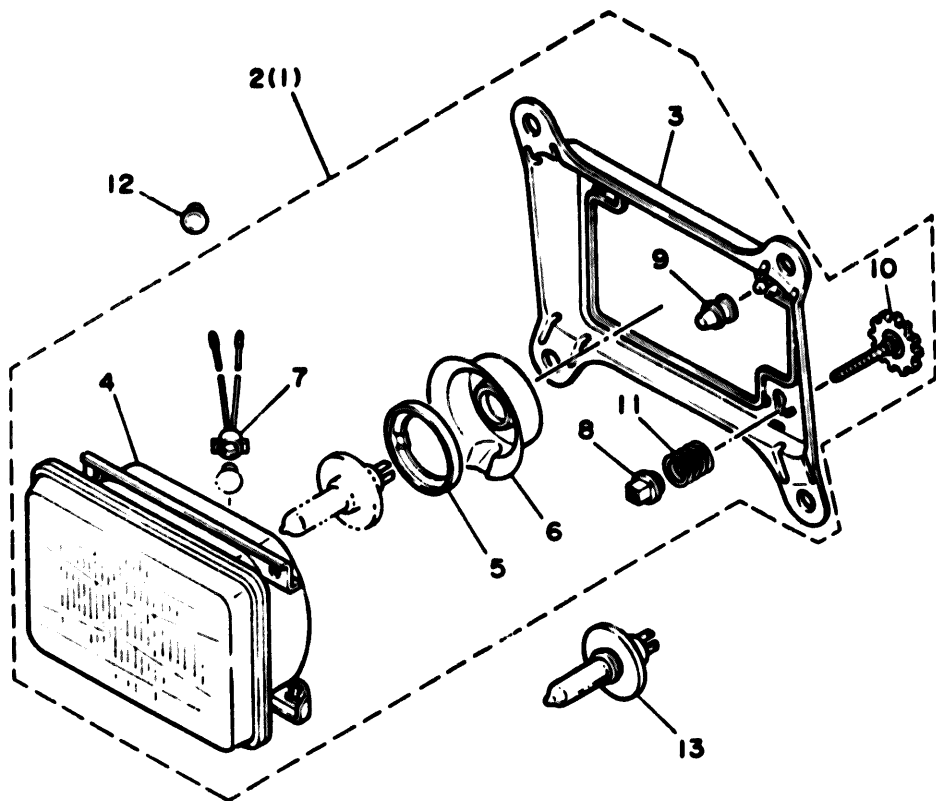


IGE300-5440

G3

FIG. 45 ALTERNATE (HEADLIGHT)

REF. NO.	PART NO.	DESCRIPTION	Q'TY	REMARKS
1	47X-84303-F0	HEADLIGHT UNIT ASSY	*	
2	47X-84303-G0	HEADLIGHT UNIT ASSY	1	
3	47X-84311-00	.BODY, headlight	1	
4	47X-84320-00	.LENS ASSY	1	
5	2F9-84375-00	.FITTING PLATE, bulb	1	
6	2F9-84397-01	.COVER, socket	1	
7	34L-84346-00	.SOCKET, pilot light	1	
8	51L-84334-00	.NUT, adjusting	2	
9	51L-8431U-00	.HOLDER	1	
10	47X-84337-00	.BOLT, special	2	
11	51L-84332-00	.SPRING, screw	2	
12	*	BULB (12V-4W)	1 LM	
13	*	BULB (12V-60/55W)	1 LM	



1GE300-5450

* For convenience of reference:

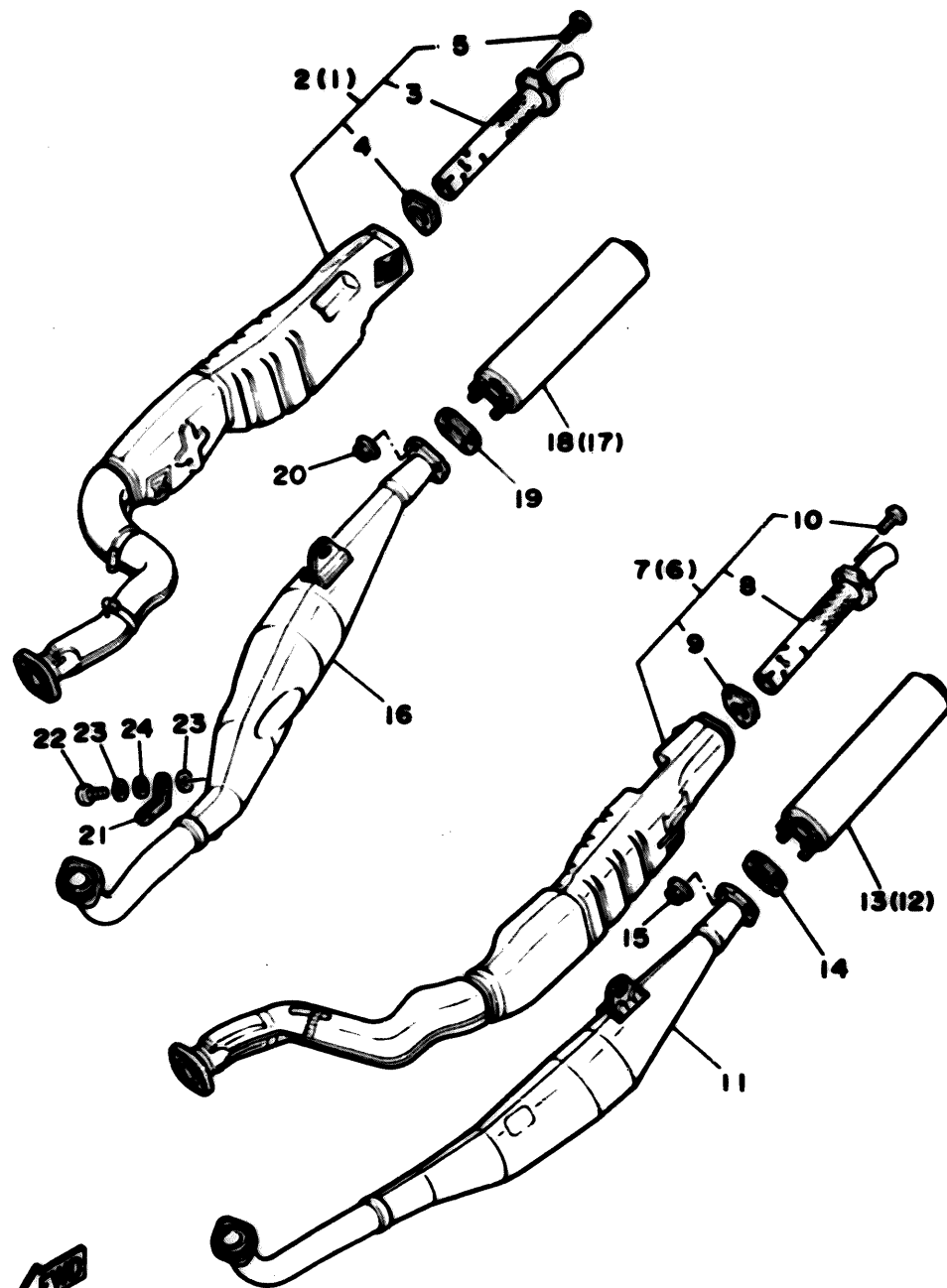
Disregard the items asterisked (*) in the "QTY" column. These are intended for GENERAL SPEC, and NOT for INDIVIDUAL SPEC.

G4

FOR SWEDEN

The following pages provides a listing of only the parts that meet the specifications peculiar to your market. For those parts not appearing in these pages, refer to the "GENERAL SPEC" section.

FIG. 46 ALTERNATE(ENGINE)



REF. NO.	PART NO.	DESCRIPTION	Q'TY	REMARKS
1	1GE-14610-00	EXHAUST PIPE ASSY 1	*	
2	1GE-14610-10	EXHAUST PIPE ASSY 1	1	
3	1GE-14756-10	.SILENT PIECE	1	
4	47X-14755-00	.GASKET, silencer	1	
5	92501-06008	.SCREW, pan head	3	
6	1GE-14630-00	EXHAUST PIPE ASSY 3	*	
7	1GE-14630-10	EXHAUST PIPE ASSY 3	1	
8	1GE-14756-10	.SILENT PIECE	1	
9	47X-14755-00	.GASKET, silencer	1	
10	92501-06008	.SCREW, pan head	3	
11	1GE-14621-00	PIPE, exhaust 2	1	
12	47X-14753-02	SILENCER, exhaust	*	
13	47X-14753-11	SILENCER, exhaust	1	
14	1GE-14714-00	GASKET, muffler	1	
15	90179-06476	NUT	4	
16	1GE-14641-00	PIPE, exhaust 4	1	
17	47X-14753-02	SILENCER, exhaust	*	
18	47X-14753-11	SILENCER, exhaust	1	
19	1GE-14714-00	GASKET, muffler	1	
20	90179-06476	NUT	4	
21	47X-14624-00	COVER, exhaust	1	
22	98906-06010	SCREW, bind	2	
23	583-14766-00	WASHER, protector	4	
24	90206-06060	WASHER, wave	2	

* For convenience of reference:

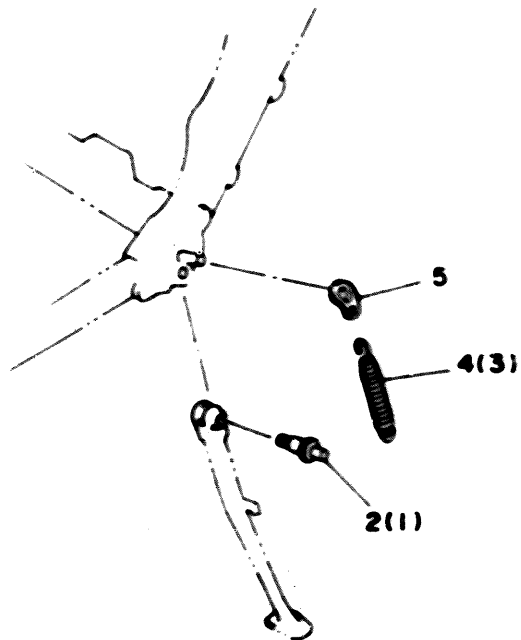
Disregard the items asterisked (*) in the "QTY" column. These are intended for GENERAL SPEC, and NOT for INDIVIDUAL SPEC.

IGE300-5460

G6

FIG. 47 ALTERNATE (CHASSIS)

REF. NO.	PART NO.	DESCRIPTION	Q'TY	REMARKS
1	90109-10474	BOLT	*	
2	90109-10674	BOLT	1	
3	90507-29033	SPRING, tension	*	
4	90507-32020	SPRING, tension	1	
5	458-27315-00	LINK, side stand	1	



* For convenience of reference

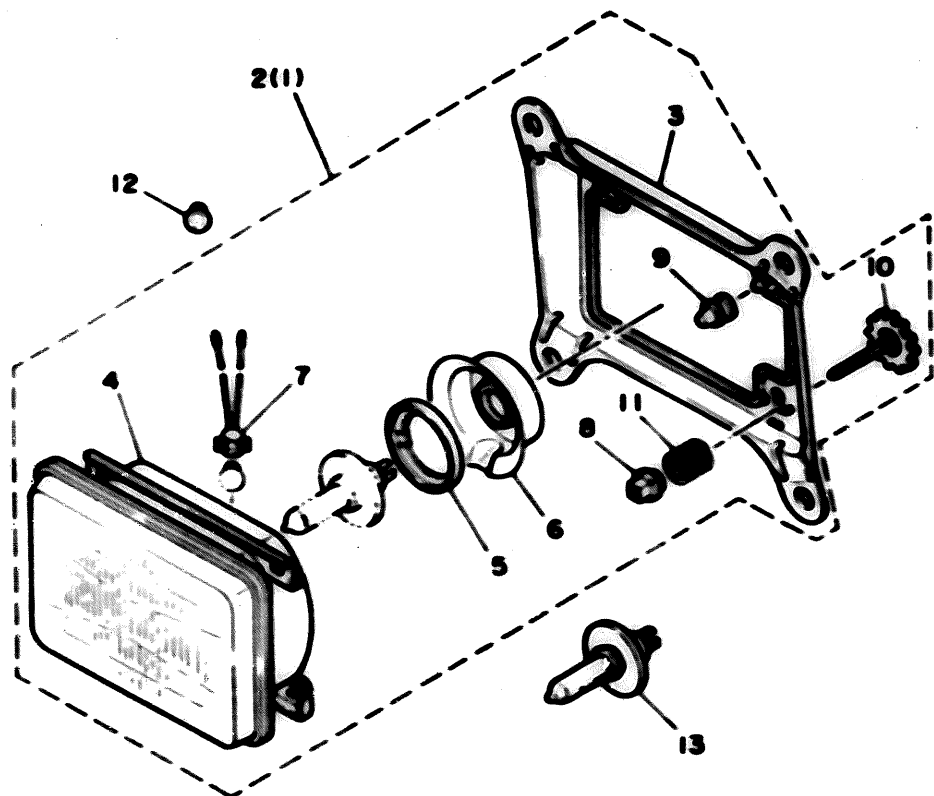
Disregard the items asterisked (*) in the "QTY" column. These are intended for GENERAL SPEC, and NOT for INDIVIDUAL SPEC.



IGE300-5470

G7

FIG. 48 ALTERNATE (HEADLIGHT)



REF. NO.	PART NO.	DESCRIPTION	Q'TY	REMARKS
1	47X-84303-F0	HEADLIGHT UNIT ASSY	*	
2	47X-84303-G0	HEADLIGHT UNIT ASSY	1	
3	47X-84311-00	.BODY, headlight	1	
4	47X-84320-00	.LENS ASSY	1	
5	2F9-84375-00	.FITTING PLATE, bulb	1	
6	2F9-84397-01	.COVER, socket	1	
7	34L-84346-00	.SOCKET, pilot light	1	
8	51L-84334-00	.NUT, adjusting	2	
9	51L-84310-00	.HOLDER	1	
10	47X-84337-00	.BOLT, special	2	
11	51L-84332-00	.SPRING, screw	2	
12	*	BULB (12V-4W)	1	LM
13	*	BULB (12V-60/55W)	1	LM



1GE300-5450

* For convenience of reference:

Disregard the items asterisked (*) in the "QTY" column. These are intended for GENERAL SPEC, and NOT for INDIVIDUAL SPEC.

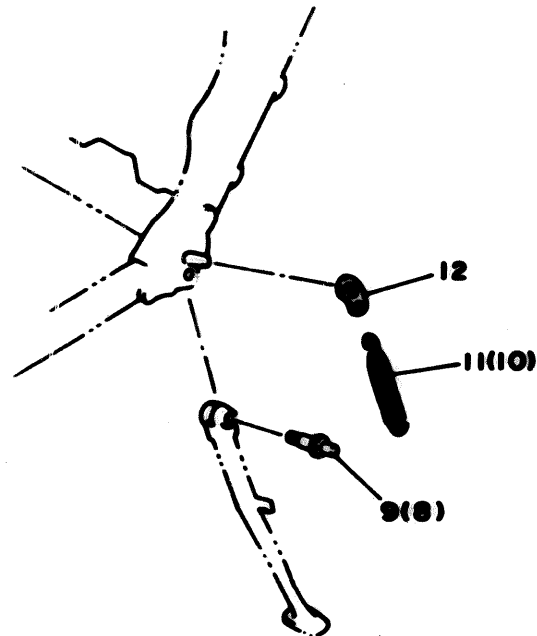
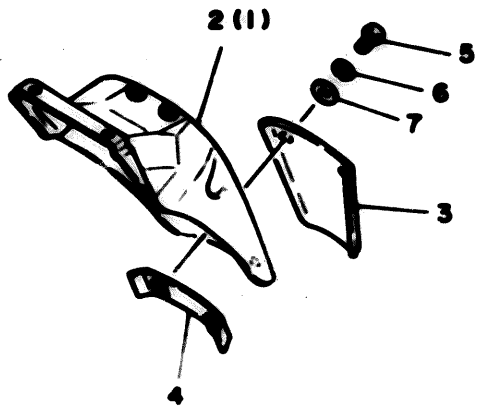
G8

FOR FINLAND

The following pages provides a listing of only the parts that meet the specifications peculiar to your market. For those parts not appearing in these pages, refer to the "GENERAL SPEC" section.

FIG. 49 ALTERNATE (CMSSIS)

REF. NO.	PART NO.	DESCRIPTION	Q'TY	REMARKS
1	47X-21611-01	FENDER, rear	*	
2	47X-21611-11	FENDER, rear	1	
3	47X-21621-01	FLAP	1	
4	47X-21622-00	BAND, flap	1	
5	92506-06020	SCREW, pan head	2	
6	92906-06100	WASHER, spring	2	
7	90201-06059	WASHER, plate	2	
8	90109-10474	BOLT	*	
9	90109-10674	BOLT	1	
10	90507-29033	SPRING, tension	*	
11	90507-32020	SPRING, tension	1	
12	458-27315-00	LINK, side stand	1	



* For convenience of reference:

Disregard the items asterisked (*) in the "Q'TY" column. These are intended for GENERAL SPEC, and NOT for INDIVIDUAL SPEC.

IGE300-5490

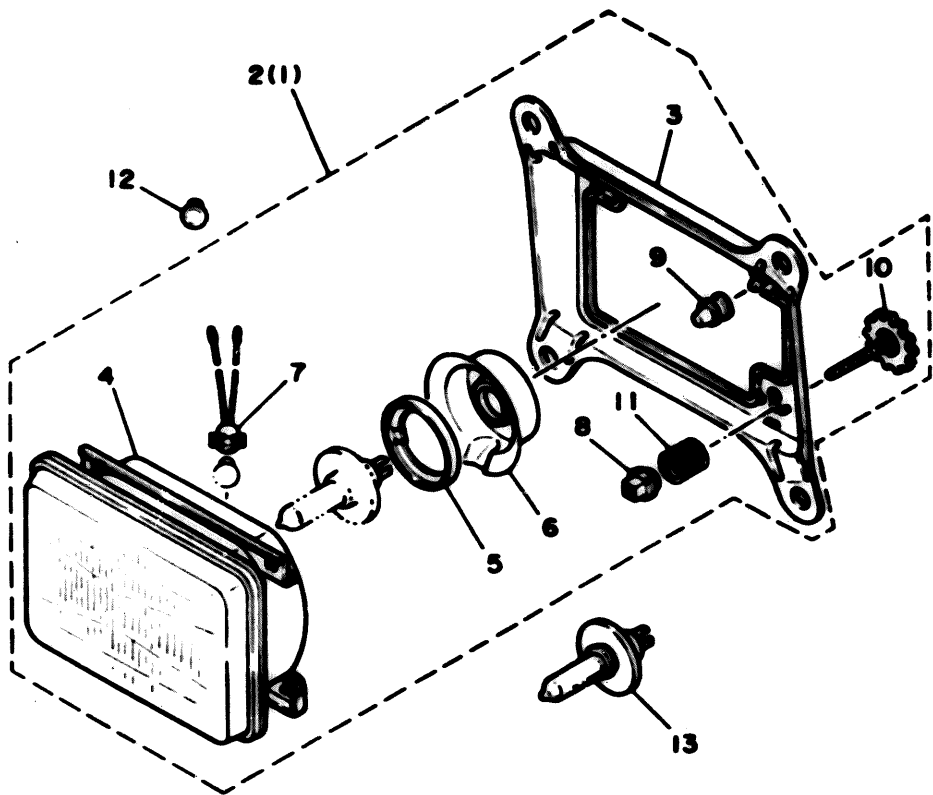


FIG. 50 ALTERNATE (HEADLIGHT)

REF. NO.	PART NO.	DESCRIPTION	Q'TY	REMARKS
1	47X-84303-F0	HEADLIGHT UNIT ASSY	*	
2	47X-84303-G0	HEADLIGHT UNIT ASSY	1	
3	47X-84311-00	.BODY, headlight	1	
4	47X-84320-00	.LENS ASSY	1	
5	2F9-84375-00	.FITTING PLATE, bulb	1	
6	2F9-84397-01	.COVER, socket	1	
7	34L-84346-00	.SOCKET, pilot light	1	
8	51L-84334-00	.NUT, adjusting	2	
9	51L-84310-00	.HOLDER	1	
10	47X-84337-00	.BOLT, special	2	
11	51L-84332-00	.SPRING, screw	2	
12	*	BULB (12V-4W)	1 LM	
13	*	BULB (12V-60/55W)	1 LM	

16E300-5450

* For convenience of reference:

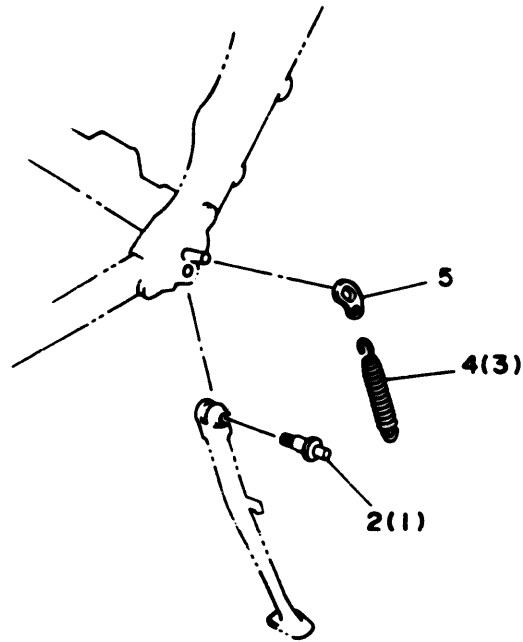
Disregard the items asterisked (*) in the "QTY" column. These are intended for GENERAL SPEC, and NOT for INDIVIDUAL SPEC.

FOR DENMARK

The following pages provides a listing of only the parts that meet the specifications peculiar to your market. For those parts not appearing in these pages, refer to the "GENERAL SPEC" section.

FIG. 51 ALTERNATE (CHASSIS)

REF. NO.	PART NO.	DESCRIPTION	Q'TY	REMARKS
1	90109-10474	BOLT	*	
2	90109-10674	BOLT	1	
3	90507-29033	SPRING, tension	*	
4	90507-32020	SPRING, tension	1	
5	458-27315-00	LINK, side stand	1	



IGE300-5470

* For convenience of reference:

Disregard the items asterisked (*) in the "QTY" column. These are intended for GENERAL SPEC, and NOT for INDIVIDUAL SPEC.

G13

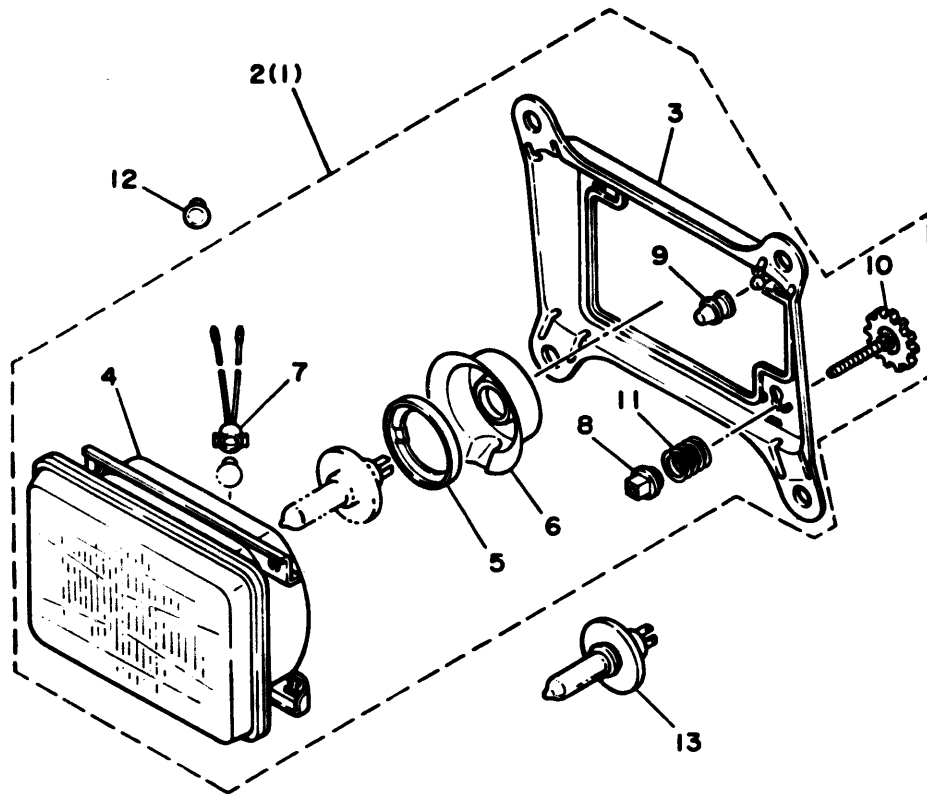


FIG. 52 ALTERNATE (HEADLIGHT)

REF. NO.	PART NO.	DESCRIPTION	Q'TY	REMARKS
1	47X-84303-F0	HEADLIGHT UNIT ASSY	*	
2	47X-84303-G0	HEADLIGHT UNIT ASSY	1	
3	47X-84311-00	.BODY, headlight	1	
4	47X-84320-00	.LENS ASSY	1	
5	2F9-84375-00	.FITTING PLATE, bulb	1	
6	2F9-84397-01	.COVER, socket	1	
7	34L-84346-00	.SOCKET, pilot light	1	
8	51L-84334-00	.NUT, adjusting	2	
9	51L-8431U-00	.HOLDER	1	
10	47X-84337-00	.BOLT, special	2	
11	51L-84332-00	.SPRING, screw	2	
12	*	BULB (12V-4W)	1 LM	
13	*	BULB (12V-60/55W)	1 LM	



16E300-5450

* For convenience of reference:

Disregard the items asterisked (*) in the "QTY" column. These are intended for GENERAL SPEC, and NOT for INDIVIDUAL SPEC.

G14

FOR AUSTRIA

The following pages provides a listing of only the parts that meet the specifications peculiar to your market. For those parts not appearing in these pages, refer to the "GENERAL SPEC" section.

CONTENTS

GENERAL SPEC.

ENGINE

Cylinder	B2 ~ B4
Crankshaft · Piston	B5 ~ B6
Water Pump · Piping	B7 ~ B8
Radiator · Hose	B9 ~ B10
Oil Pump 1	B11
Oil Pump 2	B12 ~ B13
Intake	B14 ~ B15
Carburetor	C2 ~ C4
Exhaust	C5 ~ C6
Crankcase	C7 ~ C8
Crankcase Cover 1	C9 ~ C10
Starter	C11
Clutch	C12 ~ C13
Transmission	C14 ~ C15
Shift Cam · Fork	D2
Shift Shaft	D3

CHASSIS

Frame	D4 ~ D5
Fender	D6
Side Cover	D7 ~ D8
Oil Tank	D9
Rear Arm	D10 ~ D11
Rear Suspension	D12
Steering	D13
Front Fork	D14 ~ E2
Fuel Tank	E3 ~ E4
Seat	E5 ~ E6
Front Wheel	E7

Front Brake Caliper	E8
Rear Wheel	E9 ~ E10
Rear Brake Caliper	E11
Steering Handle · Cable	E12
Front Master Cylinder	E13
Stand · Footrest	E14 ~ E15
Rear Master Cylinder	F2 ~ F3
Cowling 1	F4 ~ F6
Generator	F7
Flasher Light	F8
Meter	F9
Headlight	F10
Taillight	F11
Handle Switch · Lever	F12
Electrical 1	F13 ~ F14
Electrical 2	F15

INDEX (GENERAL SPEC.)

Numerical Index	L2 ~ L6
-----------------------	---------

INDIVIDUAL SPEC.

FOR NORWAY

Alternate (Chassis)	G3
Alternate (Headlight)	G4

FOR SWEDEN

Alternate (Engine)	G6
Alternate (Chassis)	G7
Alternate (Headlight)	G8

FOR FINLAND

Alternate (Chassis)	G10
Alternate (Headlight)	G11

FOR DENMARK

Alternate (Chassis)	G13
Alternate (Headlight)	G14

FOR AUSTRIA

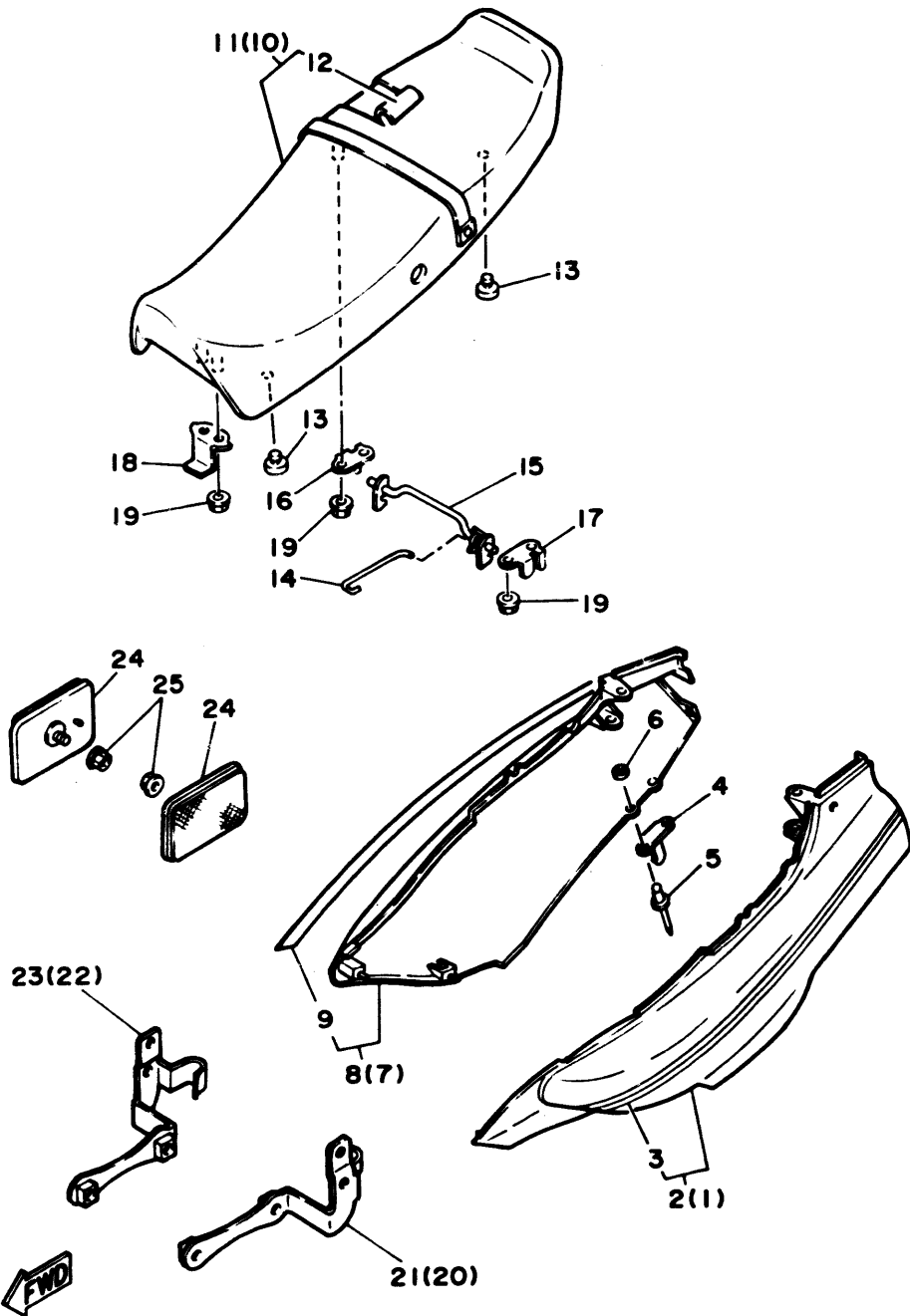
Alternate (Chassis)	H2	H3
---------------------------	----	----

INDEX (INDIVIDUAL SPEC.)

Numerical Index	M2
-----------------------	----

FIG. 53 ALTERNATE (CHASSIS)

REF. NO.	PART NO.	DESCRIPTION	QTY	REMARKS
1	47X-W2175-00-1	SIDE COVER 1	*	UR silky white/stormy red
	47X-W2175-00-02	SIDE COVER 1	*	UR stormy red/new yamaha black
2	47X-W2175-10-01	SIDE COVER 1	1	UR silky white/stormy red
	47X-W2175-10-02	SIDE COVER 1	1	UR stormy red/new yamaha black
3	47X-2173E-00	.GRAPHIC 1	1	UR for sw/smr
	47X-2173E-10	.GRAPHIC 1	1	UR for smr/nyb
4	47X-2172K-00	BRACKET 1	2	
5	90267-32018	RIVET, blind	4	
6	92906-03200	WASHER	4	
7	47X-W2173-00-01	SIDE COVER 2	*	UR silky white/stormy red
	47X-W2173-00-02	SIDE COVER 2	*	UR stormy red/new yamaha black
8	47X-W2173-10-01	SIDE COVER 2	1	UR silky white/stormy red
	47X-W2173-10-02	SIDE COVER 2	1	UR stormy red/new yamaha black
9	47X-2173F-00	.GRAPHIC 2	1	UR for sw/smr
	47X-2173F-10	.GRAPHIC 2	1	UR for smr/nyb
10	47X-W2472-00	DOUBLE SEAT ASSY	*	
11	47X-W2472-10	DOUBLE SEAT ASSY	1	
12	47X-24731-00	.COVER, seat	1	
13	116-24741-00	PAD, seat	8	
14	47X-2478F-00	ROD, connecting	1	
15	47X-24776-00	LEVER, seat	1	
16	47X-24728-01	BRACKET, seat	1	
17	47X-24718-01	BRACKET, seat	1	
18	47X-24748-00	BRACKET, seat	1	
19	95702-06100	NUT, flange	6	
20	47X-25875-00	HOLDER, brake hose 1	*	
21	47X-25875-10	HOLDER, brake hose 1	1	
22	47X-25876-00	HOLDER, brake hose 2	*	



IGE300-5530

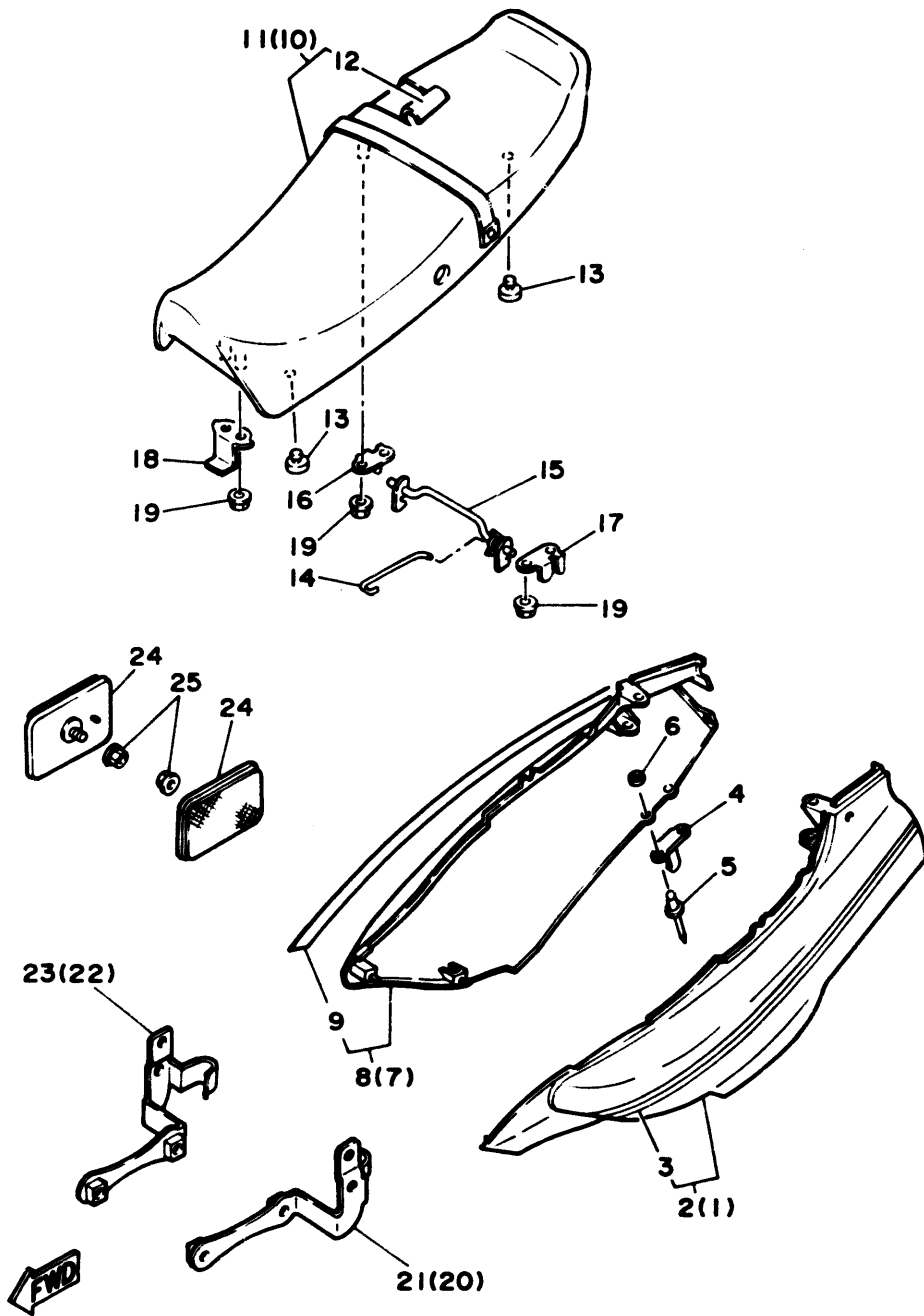
* For convenience of reference:

Disregard the items asterisked (*) in the "QTY" column. These are intended for GENERAL SPEC, and NOT for INDIVIDUAL SPEC.

H2

FIG. 53 ALTERNATE (CHASSIS)

REF. NO.	PART NO.	DESCRIPTION	Q'TY	REMARKS
23	47X-25876-10	HOLDER, brake hose 2	1	
24	20G-85110-00	FRONT REFLECTOR ASSY	4	
25	95701-05100	NUT, flange	4	



IGE300-5530

H3

INDEX

(GENERAL SPEC.)

NUMERICAL INDEX

PART NO.	GRID NO.	PART NO.	GRID NO.	PART NO.	GRID NO.	PART NO.	GRID NO.	PART NO.	GRID NO.	PART NO.	GRID NO.
36Y-W0041-00	E-13	47X-1132A-00	B- 3	47X-12463-01	B- 9	1GE-14102-00	C- 2	1GE-14621-00	C- 5	47X-15485-01	B-11
47X-W0042-50	F- 2	47X-1132E-01	B- 3	47X-12467-00	B- 9	47X-14103-00	C- 3	47X-14624-00	C- 5	4H7-15486-00	C- 9
47X-W0045-00	E- 8	47X-1132F-01	B- 3	47X-12469-00	B- 7	47X-14112-20	C- 2	47X-14628-01	C- 5	47X-15487-01	C- 7
	E- 8	47X-1132G-01	B- 3	47X-12482-00	B- 7	47X-1412A-00	C- 3	1GE-14630-00	C- 5	47X-15620-01	C-11
51L-W0046-00	E-11	47X-1132H-01	B- 3	47X-12551-00	B- 9	47X-1412E-00	C- 3	1GE-14641-00	C- 5	47X-15640-00	C-11
31A-W0047-00	E- 8	47X-1133E-00	B- 3	47X-12552-00	B- 7	47X-1412F-00	C- 3	1GE-14714-00	C- 5	47X-15651-00	C-11
	E- 8	47X-1133F-00	B- 3	47X-12576-00	B- 7	47X-1412G-00	C- 4		C- 5	47X-15661-00	C-11
51L-W0047-00	E-11	47X-1135A-00	B- 3	47X-12577-00	B- 7	47X-14124-00	C- 3	47X-14753-02	C- 5	2K7-15664-00	C-11
26H-W0048-00	E- 8	47X-11351-00	B- 2	47X-12578-00	B- 7	35H-14139-00	C- 4		C- 5	2K7-15668-00	C-11
	E- 8	47X-11352-00	B- 2	47X-12579-00	B- 8	47X-14141-28	C- 2	47X-14755-00	C- 5	2X6-15668-00	C-11
51L-W0048-00	E-11	47X-11409-11	B- 5	47X-12584-00	B- 2	47X-14141-30	C- 2		C- 5	2K7-15671-01	C-11
31A-W0057-00	E- 8		B- 5	47X-12588-00	B- 8	193-14142-22	C- 2	1GE-14756-00	C- 5	47X-15674-00	C-11
	E- 8	47X-11410-01	B- 5	47X-12589-00	B- 9	47X-14143-33	C- 2		C- 5	168-15676-00	C-11
51L-W0057-00	E-11	47X-11412-00	B- 5	47X-12590-01	B- 9	47X-14147-00	C- 2	583-14766-00	C- 5	2K7-15676-00	C-11
51X-W0780-00	E-15	47X-11420-01	B- 5	11H-12675-00	B- 9	137-14153-00	C- 2	47X-1490J-00	C- 2	214-15686-00	C-11
47X-W1131-01	B- 2	47X-11442-00	B- 5	47X-12682-00	B-14	47X-14161-00	C- 3	47X-1490K-00	C- 3	47X-16111-00	C-12
47X-W1135-01	B- 2		B- 5	47X-12683-00	B-14	239-14172-11	C- 3	1GE-14901-00	C- 2	47X-16114-00	C-12
47X-W1541-00	C- 9	47X-11452-00	B- 5	47X-13100-00	B-11	47X-14184-00	C- 2	1GE-14902-00	C- 2	47X-16118-00	C-12
47X-W2122-00	D- 7	47X-11500-00	B- 5	353-13115-01	C- 7	4L0-14185-00	C- 2	1GE-14903-00	C- 2	47X-16119-01	C-12
47X-W2173-00-01	D- 7	47X-11536-00	B- 5	47X-13161-01	C- 7	537-14186-00	C- 2	1GE-14904-00	C- 2	47X-16131-00	C-12
47X-W2173-00-02	D- 7	47X-11571-00	B- 6	47X-13171-00	C- 8	29K-14190-28	C- 2	47X-14918-00	C- 3	47X-16137-00	C-12
47X-W2174-00-98	D- 7	47X-11610-00	B- 6	47X-13174-00	C- 9	12R-14191-00	C- 2	47X-14931-00	C- 4	47X-16150-00	C-12
47X-W2175-00-01	D- 7	47X-11610-10	B- 6	47X-13176-01	B-11	4U8-14194-00	C- 3	51X-14931-00	C- 3	47X-16162-00	C-12
47X-W2175-00-02	D- 7	47X-11610-20	B- 6	47X-13178-00	B-11	47X-14196-00	C- 3	47X-14932-00	C- 3	47X-16164-00	C-12
47X-W247A-00-01	E- 5	47X-11631-00-95	B- 6	47X-13181-01	C- 8	51X-14196-00	C- 3	51X-14932-00	C- 3	47X-16304-00	C-13
47X-W247A-00-02	E- 5	4Y2-11633-00	B- 6	47X-13226-00	B-11	1E6-14197-00	C- 3	1A8-14953-00	C- 3	47X-16321-00	C-12
47X-W2472-00	E- 5	4V2-11634-00	B- 6	5H0-13310-00	B-12	47X-14201-00	C- 3	256-14997-00	C- 2	47X-16324-00	C-12
47X-W2835-00-01	F- 4	47X-11635-00	B- 6	47X-13314-01	B-12	47X-14204-00	C- 3		C- 3	2H7-16325-00	C-12
47X-W2835-00-02	F- 4	47X-11636-00	B- 6	47X-13316-00	B-12	47X-14205-00	C- 3	47X-15100-00	C- 7	47X-16340-00	C-13
47X-W2836-00-01	F- 5	47X-11642-00-95	B- 6	47X-13324-00	B-12	47X-14292-00	C- 2	47X-15113-00	C- 7	132-16346-00	C-13
47X-W2836-00-02	F- 5	47X-11645-00	B- 6	47X-13325-00	B-12	47X-14325-00	C- 2	47X-15131-00	C- 7	47X-16351-00	C-12
47X-W2838-01-05	F- 4	47X-11646-00	B- 6		B-12	47X-14411-00	B-14	47X-15326-00	C- 9	12R-16356-00	C-13
47X-W2838-01-06	F- 4	47X-11651-00	B- 5	47X-13329-00	B-12	47X-14412-00	B-14	3Y1-15361-00	C- 9	47X-16357-00	C-13
47X-W2839-01-AJ	F- 5		B- 5	47X-13336-00	B-12	47X-14417-00	B-15	3Y1-15363-00	C- 9	47X-16367-00	C-12
47X-W2839-01-6G	F- 5	47X-11915-00	B- 3	47X-13342-00	B-12	1GE-14431-00	B-14	47X-15381-00	C- 7	47X-16370-00	C-12
47X-Y212E-00	D- 7	47X-12405-00	B- 9	47X-13371-00	C- 7	47X-14437-00	B-14	47X-15383-00	C- 7	47X-16383-00	C-12
47X-1111M-00	B- 2	47X-12411-00	B- 8	47X-13411-00	B-12	1GE-14441-00	B-14	371-15389-00	C-13	2H7-16384-00	C-12
1GE-11111-00	B- 2	47X-12413-00	B- 7	435-13474-00	E-12	47X-14451-00	B-14	47X-15415-01	C- 9	47X-16385-00	C-12
1GE-11121-00	B- 2	47X-12417-00	B- 7	47X-13555-00	B-14	47X-14457-00	B-14	47X-15416-00	B-12	1J7-16389-00	C-13
47X-11181-00	B- 2	47X-12421-00	B- 7	47X-13565-00	B-14	1GE-1446R-00	B-14	1L9-15417-00	C-13	47X-17121-00	C-14
47X-11182-00	B- 2	47X-12422-00	B- 7	23L-13610-01	B-14	47X-14465-01	B-14	47X-15417-01	C- 9	47X-17131-00	C-14
47X-1131A-00	B- 2	47X-12428-00	B- 7	4X8-13613-10	B-14	47X-14472-00	B-14	47X-15421-00	C- 9	47X-17151-00	C-14
47X-1131E-00	B- 2	47X-12436-00	C-12	345-13616-70	B-14	47X-14504-00	C- 4	47X-15425-02	C- 9	47X-17161-00	C-14
47X-1131F-00	B- 2	47X-12443-00	B- 8	314-13621-02	B-14	3Y1-14536-00	C- 2	47X-15427-00	C- 9	47X-17211-00	C-14
47X-1131H-00	B- 3	47X-12450-00	B- 7	47X-13645-00	B-14	583-14592-00	C- 2	47X-15431-00	C- 9	47X-17221-00	C-14
47X-1131J-00	B- 3	47X-12459-01	B- 7	47X-13661-00	B-14	812-14594-00	C- 3	47X-15437-01	C- 7	47X-17231-00	C-14
47X-1131K-00	B- 3	47X-12461-00	B- 9	47X-1410A-00	C- 2	1GE-14610-00	C- 5	47X-15449-00	C- 9	47X-17241-00	C-14
47X-1131U-02	B- 3	33M-12462-00	B- 9	1GE-14101-00	C- 2	152-14613-00	C- 5	47X-15461-00	C-10	47X-17251-00	C-14

NUMERICAL INDEX

PART NO.	GRID NO.	PART NO.	GRID NO.	PART NO.	GRID NO.	PART NO.	GRID NO.	PART NO.	GRID NO.	PART NO.	GRID NO.
47X-17261-00	C-14	47X-2173F-00	D- 7	1W1-23114-L0	D-15	1GE-23435-00-39	D-13	47X-24776-00	E- 5	47X-25875-00	E-13
47X-17411-00	C-14	47X-2173F-10	D- 7	47X-23118-01	D-15	10L-23469-00	D-13	47X-2478F-00	E- 5	47X-25876-00	E-13
47X-17421-00	C-14	47X-2173M-01	D- 8		D-15	2H9-23469-00	E-12	47X-24796-00	E- 5	47X-25876-51	D-11
47X-17461-51	C-15	47X-2173N-01	D- 8	122-23119-01	D-14	1GE-24110-00-01	E- 3	146-25115-00	E- 7	47X-25885-00	E-13
47X-18101-00	D- 3	1GE-21732-00	D- 7		D-15	1GE-24110-00-03	E- 3	341-25149-00	E- 7	47X-25894-00	F- 2
47X-18111-00	D- 3	47X-21733-01	D- 9	31A-23125-31	D-14	1GE-2414E-00	E- 4	1GE-25168-00-98	E- 7	47X-25895-00	F- 2
47X-18112-00	D- 3	1GE-21735-00	D- 7		D-15	1GE-2414G-00	E- 4	47X-25181-00	E- 7	26H-25919-00	E- 8
132-18113-01	D- 3	47X-21736-00	F- 4	47X-23126-01	F- 4	1X0-24161-10	F- 5	3M5-25190-00	E- 7		E- 8
47X-18115-00	D- 3		F- 5	122-23129-00	D-14	47X-24161-00	E- 3	33M-25315-00	E- 9	47X-25919-00	E-11
3R4-18140-00	D- 2	47X-2174N-00	D- 9		D-15	47X-24161-10	E- 3	47X-25338-20-98	E- 9	26H-25924-00	E- 8
2H9-18154-00	D- 3	47X-21745-01	D- 9	47X-2313A-00	D- 6	47X-24181-00	E- 3	29L-25364-00	E- 9		E- 8
	D- 3	29N-21747-00	D- 9	47X-23136-01	D-15		E- 3	47X-25366-01	E- 9	51L-25924-00	E-11
	D- 2	1GE-21751-00	D- 9	47X-23141-01	D-14	47X-24182-00	E- 4	47X-25371-00	E- 9	26H-25925-00	E- 8
1W1-18177-00	D- 2	47X-2176M-00	D- 7		D-15	47X-24183-00	E- 3	47X-25381-01	E-10		E- 8
47X-18511-00	D- 2	47X-21771-00	D- 9	1W1-23142-L0	D-15		E- 3	47X-25388-00	E- 9	47X-26121-00-98	E-12
47X-18512-00	D- 2	47X-21781-00	D- 8		D-15	47X-24186-00	E- 3	29L-25398-00	E- 7	47X-26122-00-98	E-12
47X-18513-00	D- 2	47X-21781-10	D- 8	31A-23144-30	D-14		E- 3		E- 9	47X-26240-00	E-12
47X-18531-00	D- 2	47X-21782-00	D- 8		D-15	47X-24188-01	E- 4	29L-25398-10	E- 7	47X-26241-00	E-12
47X-18540-00	D- 2	47X-21782-10	D- 8	41Y-23145-00	D-14	47X-24191-00	E- 3		E- 9	29L-26246-00	E-12
136-18542-00	D- 2	22W-21791-00	B- 9		D-15	1GE-24192-00	E- 3	29L-25398-20	E- 7	47X-26260-00	E-12
1GE-21110-00-35	D- 4	47X-21816-01	B- 9	41Y-23146-00	D-14	47X-24240-01	E- 3		E- 9	47X-26260-50	E-12
47X-21140-00-35	D- 4	1GE-21871-00	B- 9		D-15	47X-24240-11	E- 3	47X-25438-20-33	E- 9	47X-26290-00	F- 4
1GE-2117G-00	D- 4	26H-21874-00	B-10	22N-23147-00	D-14	47X-24311-00	E- 4	47X-25810-00	E- 8	47X-26290-10	F- 4
47X-21171-00	D- 4	26H-21875-00	B- 9		D-15	47X-24312-00	E- 4	47X-25810-10	E- 8	47X-26335-00	E-12
47X-21287-01	D- 4	47X-22110-00	D-10	31A-23149-31	D-14	47X-24327-00	E- 4	47X-25810-50	E-11	31A-26372-00	E-12
47X-21308-00	D- 4	47X-22129-00	D-10		D-15	47X-24500-00	E- 4	47X-25819-00	E-10	5H0-26393-00	E-12
47X-2135Y-00	D- 5	47X-22141-01	D-10	3R4-23153-00	D-14	2G2-24512-00	E- 3	47X-2582A-50	F- 2	47X-27211-00	F- 2
51X-21359-00	D- 4	47X-22147-00	D-11		D-15	47X-24523-00	E- 4	47X-25827-00	E-11	47X-27222-00	F- 2
46X-21376-00	F-13	47X-2217A-00	D-10	509-23158-L0	D-14	2G2-24534-00	E- 4	47X-25827-10	E-11	47X-27311-00	E-14
47X-2139H-00	D- 4	47X-2217E-00	D-10		D-15	47X-24560-00	E- 3	31A-25831-01	E- 8	47X-27321-01	E-15
47X-2139J-00	D- 5	47X-2217F-00	D-12	16G-23168-00	D-14	47X-24602-00	E- 4	31A-25831-11	E- 8	47X-27332-01	F- 2
47X-21395-00	D- 5	47X-2217G-00	D-12		D-15	47X-24705-00	E- 5	47X-25831-50	E-11	51X-27410-00	E-14
47X-21510-00-1X	D- 6	47X-2217M-00	D-10	47X-23170-01	D-14	47X-24717-00	E- 6	341-25846-00	E- 7	29L-27414-01	E-14
47X-21510-00-2X	D- 6	47X-22174-00	E- 9		D-15	47X-24718-01	E- 5	36Y-25850-00	E-13		E-14
1A8-21518-00	D- 6	47X-22184-00	D-10	22N-23173-00	D-14	47X-24723-00	E- 6	47X-25850-50	F- 2	47X-27414-00	F- 2
47X-21611-01	D- 6	47X-22210-00-33	D-12		D-15	47X-24728-01	E- 5	1A1-25852-00	F- 2	51X-27420-00	E-14
47X-21628-00	D- 6	47X-22311-00	D-11	278-23181-50	D-14	47X-24731-00	E- 5	36Y-25852-00	E-13	51X-27430-00	E-14
47X-21629-03	D- 6	47X-22321-00	D-11		D-15	116-24741-00	E- 5	36Y-25854-00	E-13	51X-27440-00	E-14
1GE-21645-00	D- 6	31M-22473-00	D-12	22N-2319L-00	D-14	29L-24742-50	E- 5	360-25854-00	F- 2	47X-27442-00	E-14
1GE-21652-00	D- 6	47X-2310E-01	D-14		D-15	4K0-24748-00	E- 5	360-25855-01	F- 2	47X-27443-00	E-14
34X-21691-00	D- 6	47X-2310F-01	D-15	22N-2319M-00	D-14	47X-24748-00	E- 5	4L0-25862-00	E-13	47X-28100-00	D- 5
10V-21717-00	D- 6	1GE-23102-00	D-14		D-15	47X-24756-00-1X	D- 8	4L0-25867-00	E-13	47X-2814A-00	D- 5
47X-2172E-00	D- 6	1GE-23103-00	D-15	47X-23340-01	E- 2	47X-24756-00-2X	D- 8	47X-25872-00	E-13	47X-28315-00	F- 5
47X-2172L-00	D- 9	1GE-23110-00	D-14	22N-23346-00	D-14	47X-24757-00	D- 8	47X-25872-52	F- 3	47X-28315-10	F- 6
47X-2172M-00	D- 9		D-15		D-15	47X-24757-10	D- 8	47X-25873-01	E-13	47X-28321-01	F- 5
47X-2172N-01	D- 9	31A-23111-31	D-14	4U8-23356-10	D-14	47X-2477L-00	E- 5	47X-25873-10	E-13	47X-28328-00	F- 5
47X-2172R-01	B- 9		D-15	47X-23415-00	D-13	47X-2477L-10	E- 5	47X-25874-00	E-13	47X-28338-00	F- 5
47X-2173E-00	D- 7	1W1-23114-L0	D-14	26H-23418-01	D-13	47X-24773-01	E- 5	47X-25874-10	E-13	47X-28338-10	F- 5

NUMERICAL INDEX

PART NO.	GRID NO.	PART NO.	GRID NO.	PART NO.	GRID NO.	PART NO.	GRID NO.	PART NO.	GRID NO.	PART NO.	GRID NO.
47X-28343-00	F- 4	4L0-83371-30	F-15	3G1-85130-01	F-15	90119-06044	B-10	90179-10462	D-11	90201-12688	D- 3
47X-28345-00	F- 4	47X-83378-00	F-15	1GE-85540-50	F-13		D- 7	90179-12244	C-11	90201-127E1	D- 2
47X-28346-00	F- 4	1A0-83395-03	F-15	47X-85720-01	F-15		D- 9	90179-22477	C-15	90201-12790	B-13
1GE-28356-00	F- 4	47X-83509-00	F- 9	47X-85820-00	F-15	90119-06056	D- 6	90179-25033	D-13	90201-135J0	B-15
47X-28362-00	F- 5	47X-83513-00	F- 9	29L-85823-00	F-15	90119-06110	B- 9	90183-05024	D- 7	90201-15238	E- 7
47X-28365-00	F- 4	47X-83519-00	F- 9	47X-85825-00	F-15	90123-08046	E-12		F- 5	90201-15701	C-11
47X-2837U-00	F- 4	47X-83520-00	F- 9	47X-85830-M0	F-15	90146-06016	D- 9	90183-10034	C- 9	90201-161J2	D-10
47X-2839F-00	F- 4	584-83523-00	F- 9	90101-08629	D- 4	90149-06011	D-11	90185-08089	E- 9	90201-200J7	C-14
47X-2839F-10	F- 4	4U5-83524-00	F- 9	90105-06076	B-12		E- 3	90185-08106	E-14	90201-20685	C-11
47X-2839G-00	F- 5	47X-83530-00	F- 9	90105-06301	E- 3	90149-06153	F-12		E-14	90201-220J8	C-11
47X-2839G-10	F- 5	47X-83540-00	F- 9	90105-08120	D-12	90149-06154	D- 4		F- 3	90201-230J6	C-14
47X-28391-00	F- 4	51L-83550-00	F- 9	90105-08319	E-14	90149-06204	C- 8	90185-08113	D-12	90201-25168	C-12
47X-28391-10	F- 4	47X-83570-F0	F- 9		E-14	90149-08198	C- 7	90185-10037	E-15	90201-25290	C-14
47X-28396-00	F- 5	47X-83590-00	F- 9	90105-08321	E-10	90150-05019	F- 4	90185-10115	E-14	90202-06007	F- 5
47X-2840F-00	E- 5	11H-83591-00	F-15	90105-08346	D- 4	90151-06030	C-12		E-14	90202-06010	E- 3
47X-81410-51	F- 7	47X-83616-00	F- 9	90105-08377	E- 5	90153-06022	D- 8	90185-14129	D-10	90202-13159	B-15
47X-81450-51	F- 7	29L-83912-01	F-12	90105-08378	E- 5	90153-06037	D- 7	90201-05033	F- 4	90202-26142	D-13
47X-81670-50	F- 7	31A-83913-00	F-12	90105-10308	E- 8	90153-06052	B-12	90201-05725	D- 9	90206-06060	C- 5
47X-81960-A0	F-13	36Y-83913-00	F-12		E-11	90154-05013	B- 9	90201-060A3	D- 8	90206-12074	D- 3
131-82110-61	F-13	36Y-83922-00	F-12	90105-10340	D-10	90157-05060	D- 7	90201-06059	F- 5	90208-16019	C-12
51X-82117-00	F-13	437-83936-00	F- 8		D-12	90157-05065	C-13	90201-06060	B-12	90209-06096	C- 9
5G3-82126-00	D- 9		F-12	90109-061A8	B-15	90157-06067	C- 9	90201-06067	F- 2	90209-08258	E-14
122-82131-00	D- 6		F-15	90109-06614	F-13	90157-08066	F- 3	90201-062G3	F- 5		E-14
4X7-82150-00	F-13	437-83936-10	C- 4	90109-082A1	E-14	90159-03102	F- 9	90201-063J2	D- 7	90209-22257	B- 5
36Y-82151-00	F-13		F-13		E-14	90159-06016	D- 7	90201-064J8	C- 9		B- 5
42X-82151-20	F-13	31A-83945-00	F-12	90109-083A2	E-14	90159-06056	B-15	90201-06431	B- 3	90209-25196	C-14
1A0-82161-00	F-13	47X-83972-00	F-12		E-14	90159-06060	D- 9	90201-065E9	D- 4	90209-25260	C-14
47X-82170-00	F-13	51L-83975-00	F-12	90109-08718	E- 8	90159-06084	D-11	90201-066F3	F-11	90209-27192	C-14
47X-82310-50	F-13	36Y-83980-00	F-12		E-11	90159-06110	B-15	90201-08083	F- 2		C-14
47X-82320-50	F-13	51L-84196-01	F-10	90109-10474	E-14	90170-06010	F-12	90201-08087	B- 2	90209-27268	C-14
6G1-82370-20	F-13	47X-84303-F0	F-10	90110-05079	F- 5	90170-06228	D- 3	90201-081A6	E- 9	90214-16035	E-10
47X-82501-80	F-13	51L-8431U-00	F-10	90110-06074	F-12	90170-12067	F- 7	90201-083F7	D- 4	90214-17034	E-10
47X-82509-00	F-14	47X-84311-00	F-10	90110-06083	F- 5	90170-16182	C-12	90201-08403	B- 3	90215-22244	C-12
47X-82519-00	F-14	47X-84320-00	F-10	90110-06084	B- 7	90170-16278	E-10		B-12	90215-26241	C-15
47X-82530-00	F-15	51L-84332-00	F-10	90110-06087	E- 5	90170-16342	E-10		B-12	90240-06005	C-13
341-82540-01	F-15	51L-84334-00	F-10		F- 9	90170-20323	C-12	90201-08544	D-14	90240-08013	F- 2
341-82543-00	F-15	47X-84337-00	F-10	90110-06093	B-11	90176-05054	F- 4	90201-086J0	D- 4	90280-05033	B- 5
47X-82560-00	F-15	47X-84345-00	F-10	90110-06097	C- 9	90176-08026	B- 2	90201-08675	C- 7	90282-07057	C-12
47X-82590-71	F-13	34L-84346-00	F-10	90110-08094	E- 9	90176-22050	D-13		C- 7	90338-09012	E-13
12R-82591-00	F-13	2F9-84375-00	F-10	90110-10081	D-10	90179-06476	C- 5	90201-090J9	B- 7	90338-15110	E- 5
29L-82911-01	F-12	2F9-84397-01	F-10	90110-10086	D-11		C- 5		B-12	90338-19166	E-12
5Y3-83310-20	F- 8	47X-84710-E0	F-11	90113-08021	C-13	90179-08148	E-12	90201-101J1	D-10	90338-42165	B- 6
10V-83312-00	F- 8	31L-84714-00	F-11	90116-08042	C- 5	90179-08179	C-13	90201-10118	E-13	90338-47102	B- 5
5Y1-83312-00	F- 8	47X-84721-00	F-11	90116-08154	C- 7	90179-08299	B- 2		E-13	90340-12105	B-13
5Y1-83313-00	F- 8	47X-84723-00	F-11	90116-08318	B- 2		B- 2		F- 3	90340-14079	C- 9
	F- 8	47X-84735-00	F-11	90116-08388	B- 2		B- 2	90201-10119	B-11	90380-18140	D-10
5Y3-83330-40	F- 8	4G1-84744-00	F- 9	90116-08392	B- 2	90179-10280	D-10	90201-121J0	C-11		D-10
4K0-83350-20	F-15	47X-84751-01	F-11	90116-08448	B- 2		D-12	90201-12677	F- 7	90383-18028	D-12

NUMERICAL INDEX

PART NO.	GRID NO.	PART NO.	GRID NO.	PART NO.	GRID NO.	PART NO.	GRID NO.	PART NO.	GRID NO.	PART NO.	GRID NO.
90387-060A3	F- 5	90445-136A0	C- 4	90480-15397	E- 5	91316-06060	C- 9	92901-08100	D-14	93102-22014	E- 7
90387-060A7	D- 7	90445-164A0	D- 9	90480-16233	D- 7	91316-06090	C- 9		E- 2	93102-25044	E- 9
90387-060G7	D- 7	90446-15233	C- 4	90480-18276	B- 9	91316-08025	E-12	92901-08600	E- 9	93102-40333	C-15
90387-060M9	F- 2	90460-12268	F- 2		F-11	91316-08035	D- 4	92901-08700	D- 6	93103-10147	B- 7
90387-06033	B- 9	90460-15227	D- 9		F-11	91316-08165	D- 4		D- 6	93103-25108	B- 5
90387-061M0	D- 8	90460-27270	B- 8	90480-19283	B- 9	91401-10010	C-13		D- 6	93103-35149	B- 5
90387-06299	E- 3		B- 9	90480-22084	B-10	91401-16012	F- 2	92901-10100	E-14	93104-08040	B- 3
	E- 3	90460-31269	B- 8		D- 9	91401-20015	E-10		E-14	93104-11056	C- 9
90387-064A5	F-15	90460-42261	B-14	90480-35394	F- 4	91702-06075	E- 3	92902-04100	C- 2	93104-20084	C-14
90387-065L7	F- 9	90461-06103	B- 3	90501-10312	F-12	91810-03014	B- 2		C- 2	93105-42024	E- 9
90387-06638	F- 5	90464-10046	D- 6	90501-16107	C-11	91810-18016	C- 9		C- 3	93105-45017	E- 7
90387-06681	D-11	90464-16021	D- 6	90501-23142	C-12	91830-21014	C- 7		C- 3	93108-23010	B- 3
90387-06694	F-11		D- 6	90506-09232	C-13		C- 7		F- 2	93109-17048	D-10
90387-067F1	F-10	90464-20031	F-14	90506-20369	F- 2		C- 9	92902-06100	F- 7	93109-18020	D-10
90387-067L2	B-15	90465-02271	B- 7	90507-29033	E-15		C-10		F-13		D-10
90387-07037	B- 9	90465-08136	D- 7	90508-26674	D- 2	92501-06008	C- 5	92902-08100	C- 3	93109-20029	D-10
90387-105L4	D-11	90465-10269	B-11	90508-29361	D- 3		C- 5	92902-10600	E-14	93210-06632	C-13
90387-106K8	D-12	90465-13152	E- 4	90508-32668	C-11		C-10		E-14	93210-07438	C- 8
90387-107K2	D-10	90465-13275	F-14	90560-08267	E- 5	92501-06012	B- 3	92902-12100	F- 7	93210-07540	B-12
90387-107K3	D-10	90467-08003	C- 4	90560-12171	D- 3		D-11	92903-03100	F- 9	93210-09350	C- 7
90387-107K4	D-10		D- 9	90560-15255	E- 7	92501-06020	B-14	92906-04100	C- 4		C- 8
	D-11	90467-09005	D- 9	90560-17260	E- 9	92501-06035	F- 2	92906-04600	F-12	93210-15414	B- 8
90387-124L0	D-12	90467-09006	B- 9	90560-25259	C-12	92502-06016	F-13	92906-06100	B- 9	93210-15620	F- 2
90387-15550	E- 7	90467-09088	B- 7	91026-08025	F- 4		F-13		D- 4	93210-18608	D-12
90387-170J6	E-10	90467-10008	B- 9	91311-05008	B- 3		F-15		E- 4	93210-19123	B- 7
90387-177K0	E- 9		D- 9	91311-06020	D- 3	92502-06035	F- 7		E-13		C- 9
90387-177K1	E- 9	90467-11090	B- 9	91311-06025	C-10	92506-06010	B- 3		E-13	93210-25070	B- 7
90387-306K6	C-15	90467-11102	C- 4		D- 6	92506-06012	E- 4		F- 4	93210-27370	B- 2
90401-08093	C- 8	90467-12052	D- 9	91312-05012	B- 3	92506-06020	D- 4		F-12		B- 2
90401-08105	C- 8		E- 4	91316-03016	F- 9	92506-06035	B-15	92906-06600	B- 4	93210-27666	C-15
90401-10095	E-13	90467-13083	B- 9	91316-05012	B- 2	92701-06012	C- 7		B-10	93210-48530	E- 9
90401-10096	E-13	90467-14057	E- 4	91316-06010	C- 7	92706-06030	E-12		E- 4	93210-62274	B- 7
	F- 3	90467-20085	B-14	91316-06012	B- 8	92901-04600	F- 2	92906-08100	F- 4	93305-20504	C-14
90413-10016	C- 4	90468-02033	B-11	91316-06014	C- 7	92901-05100	F- 7		F-15	93306-20314	E- 9
90413-10018	D- 9		B-11		C- 7	92901-05200	B-15	92906-08200	D- 4	93306-20334	B- 5
90430-08119	B- 2	90468-08086	B- 3	91316-06016	E-12	92901-05600	B- 3		D- 4	93306-20564	B- 5
	B- 7		E-12	91316-06020	B- 3		F- 7	92990-06100	B-12		B- 5
	C- 8	90468-10050	E- 6		B- 8	92901-06200	D- 5		C- 6	93306-20565	B- 5
90430-08193	D- 8	90468-12006	E- 3		C- 9		F- 2		D- 5		B- 5
90445-051A4	B-11	90480-01176	D- 7	91316-06025	B- 7	92901-06600	B-14		D-11	93306-20634	C-15
90445-05189	B-11	90480-01416	D- 7		B-14		C- 6		F- 2	93306-30203	E- 7
90445-08687	F-13	90480-12392	F- 5		E-13	92901-06700	D- 4	92990-06600	D- 4	93306-30306	E- 9
90445-09064	C- 7	90480-13197	B-15	91316-06030	C-10		D- 6		D- 6	93306-37203	E- 9
90445-094A2	D- 9		D- 7	91316-06035	B- 7		E- 3		F-13	93310-316H7	B- 6
90445-095A1	C- 4	90480-13398	F- 5	91316-06040	C- 7		E- 3		F-15	93310-522L4	B- 5
90445-114A1	D- 9	90480-14229	F- 9	91316-06050	B-14		F-11	93101-16131	D-12		B- 5
90445-12329	C- 4		F-10		C- 7		F-13	93102-12106	D- 3	93311-42056	C-14
90445-133A5	E- 4	90480-15396	E- 5		C- 9		F-13	93102-20309	C-11	93311-92557	C-15

NUMERICAL INDEX

PART NO.	GRID NO.	PART NO.	GRID NO.	PART NO.	GRID NO.	PART NO.	GRID NO.	PART NO.	GRID NO.
93315-31732	D-10	95302-06600	F- 2	97306-06030	F-10				
93317-32034	D-10		F-11	97311-06016	C-11				
93320-32403	D-10	95303-06700	D- 3	97312-10030	E-14				
93332-00008	D-13	95306-05600	F- 9		E-14				
93332-00023	D-13	95306-08800	F- 4	97316-08115	D- 4				
93399-99919	D-12	95306-12700	F- 8	97321-08040	E- 2				
93410-20038	C-11		F- 8	97326-06016	F- 4				
93410-25010	C-14	95311-08600	D-14	97326-08016	F-15				
93410-40069	B- 5	95316-08600	D- 4	97602-03108	B-14				
93410-53068	B- 5		D- 4	97701-40530	F- 8				
93430-08036	B- 7	95601-06100	B-12		F- 8				
93440-09139	B-12	95606-06100	F-12	97701-50116	B-15				
93440-28062	C-14	95616-08100	D- 4	97801-03008	E- 4				
93440-30077	C-14	95701-05100	F-15	98501-03012	F- 9				
	C-14	95701-06500	E- 3	98501-04014	C- 3				
	C-14	95701-08500	E-10	98501-05010	B-12				
93440-30113	D-12	95702-05100	E- 5		C- 3				
93511-32017	C-13	95702-06100	E- 5		C- 4				
93603-12030	B-12	95702-08100	D- 6	98501-05016	C- 4				
93603-14026	B-11	95706-06100	F-12		F- 7				
	B-12	95706-06500	B-10	98501-05020	B- 3				
	B-12	95706-08500	D- 4	98501-05030	B-12				
93603-14179	B- 7	95801-08016	C- 5	98503-04010	C- 3				
93604-10011	B- 7	95802-06012	E- 5		F- 8				
	B-14	95802-08012	C- 5	98506-04010	C- 4				
	C- 7	95806-06040	B- 8	98506-04018	F-12				
	C- 9	95806-08016	F- 5	98506-05008	E-12				
93606-22211	B-12	95811-08065	C- 7	98506-05010	D- 9				
93608-25150	D- 3	95811-10020	E-15	98506-05035	F-12				
93700-06005	D-10	95816-08070	C- 7	98506-05040	B-12				
	D-10	95821-08040	D-13		F-12				
	D-10	97301-06016	D- 4	98506-05045	F-12				
	D-11		D- 5	98511-04012	C- 2				
93900-00018	E- 7	97301-06020	C- 5		F- 2				
	E- 9	97302-06012	F-11		F- 8				
94112-161N6	E- 7	97302-06014	D- 6	98706-04012	E-13				
94113-182N1	E- 9	97302-06020	F-13	98906-05012	F- 4				
94580-79102	E- 9		F-13		F- 5				
94702-00251	B- 2	97302-06025	E- 3	98906-06010	C- 5				
95021-08025	C- 5		E- 3	98906-06016	D- 7				
95023-06012	D- 6		F-15	99001-05600	B- 3				
95026-08012	B- 2	97302-08012	D- 6	99001-07600	B- 3				
	B- 7	97302-08020	D- 6	99009-10400	B-11				
95026-08045	F- 4		D- 6	99009-12400	D- 3				
95301-06700	F- 5	97306-06012	B- 9	99009-15400	C-11				
95301-08600	C- 7	97306-06025	B- 9	99009-17400	B- 5				
	E- 9		E-13	99009-20400	C-11				
95301-08700	F- 2		F-12	99009-22400	C-11				

INDEX

(INDIVIDUAL SPEC.)

NUMERICAL INDEX

PART NO.	GRID NO.	PART NO.	GRID NO.	PART NO.	GRID NO.	PART NO.	GRID NO.	PART NO.	GRID NO.
47X-W2173-10-01	G-12	51L-8431U-00	G-11	92501-06008	G- 5				
47X-W2173-10-02	G-12	47X-84311-00	G- 4	92506-06020	G- 8				
47X-W2175-10-01	G-12		G- 7	92906-03200	G-12				
47X-W2175-10-02	G-12		G- 9	92906-06100	G- 8				
47X-W2472-10	G-12		G-11	95701-05100	G-13				
1GE-14610-10	G- 5	47X-84320-00	G- 4	95702-06100	G-12				
1GE-14621-00	G- 5		G- 7	98906-06010	G- 5				
47X-14624-00	G- 5		G- 9						
1GE-14630-10	G- 5		G-11						
1GE-14641-00	G- 5	51L-84332-00	G- 4						
1GE-14714-00	G- 5		G- 7						
	G- 5		G- 9						
47X-14753-11	G- 5		G-11						
	G- 5	51L-84334-00	G- 4						
47X-14755-00	G- 5		G- 7						
	G- 5		G- 9						
1GE-14756-10	G- 5		G-11						
	G- 5	47X-84337-00	G- 4						
583-14766-00	G- 5		G- 7						
47X-21611-11	G- 8		G- 9						
47X-21621-01	G- 8		G-11						
47X-21622-00	G- 8	34L-84346-00	G- 4						
47X-2172K-00	G-12		G- 7						
47X-2173E-00	G-12		G- 9						
47X-2173E-10	G-12		G-11						
47X-2173F-00	G-12	2F9-84375-00	G- 4						
47X-2173F-10	G-12		G- 7						
47X-24718-01	G-12		G- 9						
47X-24728-01	G-12		G-11						
47X-24731-00	G-12	2F9-84397-01	G- 4						
116-24741-00	G-12		G- 7						
47X-24748-00	G-12		G- 9						
47X-24776-00	G-12		G-11						
47X-2478F-00	G-12	20G-85110-00	G-13						
47X-25875-10	G-12	90109-10674	G- 3						
47X-25876-10	G-13		G- 6						
458-27315-00	G- 3		G- 8						
	G- 6		G-10						
	G- 8	90179-06476	G- 5						
	G-10		G- 5						
8J0-82370-10	G- 3	90201-06059	G- 8						
47X-84303-G0	G- 4	90206-06060	G- 5						
	G- 7	90267-32018	G-12						
	G- 9	90507-32020	G- 3						
	G-11		G- 6						
51L-8431U-00	G- 4		G- 8						
	G- 7		G-10						
	G- 9	92501-06008	G- 5						